FKL®

MADE IN SERBIA

Производство подшипников
Кастомные решения

2026

Каталог

Новые решения для сельхозтехники

FKL®

Your partner for

Providing the Best Solutions

КАТАЛОГ

2026

Новые решения для сельхозтехники

FKL

Новые решения для сельхозтехники

Ступицы AGRO POINT

8 IL10
9 IL20
10 IL25
11 IL30
12 IL35
13 IL40
14 IL40 M
15 IL50
16 IL50 без вала
IL50 V
17 IL50 M
18 BDM ARMOR 2.0
19 IL50S
20 IL50A
21 IL50B
22 IL60
23 IL60 с изменяемым углом атаки диска
IL60 без вала
24 IL60C
25 IL70

Почвообрабатывающая техника

28 PL-127-G
29 PL-140
30 PL-185-M30-RH (LH)
PL-185-155/5H-M30x1.5-RH(LH)
31 306230
BW1-306037
357234A
32 3206 B.2RS1
3209 NPPB.AH02
3307 B.2RS1
33 GWST 209PPB13
GWST 209PPB29
GWST 211PPB20
34 GWST 209PPB12 *ZN
GWST 209PPB39
GWST 209PPB40
GWST 211PPB15
GWST 211PPB15.H
GWST 209PPB32
GWST 211PPB40
GWST 211PPB40.X2
35 GW 209PPB12
GW 209PPB30
GW 211PP202
36 GW 211PPB20
GW 211PP25
GW 211PPB3
37 GWR 209PPB30
GWR 211PPB21
38 SBX 1227
W 208PPB16
W 208PP16
39 GWHG 211PP25
GWHGR 211PP202
GWHGR 211-2TD-35

Сеялки

42 VP-16/40/74,5
VP-M20x1.5/40/72-R (L)
43 885152
885154B.1
44 3204 B.2RS1
3204 T
3205 B.2RS1
45 5206 KPP3
XS 5203.B-2T
SL 3204 TRS
46 SL 5203.B-2T
SL 5203.B-2T-A
SL 5203/17.B-2T
SL2 5203.B-2T
47 SL 5204/16.25-2T
SL 5204/20-2T
SL 5204-ST/SL 5205 2D
SL 5205 2D
SL 3303 2S/SL 3303-2S-20
48 SL 53-014-2T
SL 5316 2T
49 SLE 47-16S-2RS
SLE 53-012-2T
SLU 53-012-2T
50 205KRP2
206KPP16
51 203KRR.AH05
203KPP.AH05
Q 203PP.AH02
Q 203PP.AH05

Содержание

52 204KRR2
204KRRB2
204KRR
203KRR
53 PL-7516
PL-7517
PL-7420
PL-7520
PL90-73/6H-B16
54 06C04-TS
06C04-2Z
06C04-DS
6204-RSL3

Прикатывающие устройства

56 LSQFR 308 TQT.H.T
LSQFR 308-13.5 TQT.H.T
LSQFR 308-2TD.H.T
LSQFR 309 TQT.H.T
LSQFR 309-16 TQT.H.T
57 ZGKU 208 2S
ZGKU 309 2S
58 LSGR 205 FS
LSGR 207 TBS
59 LSNN 208 TDT.H.T*K
LSNR 205 2T
LSNR 207 TBS
60 LSQFH 210 2PB.H
61 LESQFS 212 TDT.H
62 LEFG серия ARMOR
63 LENN 206 2TC.H
LENN 208 2T
LENN 210 2T
LEFN 205 2TC
63 LEFN 208 2TC
LEFC 210 2PB
LEFN 210 2PC
LEFN 210 2PB
64 LEFN 212 2TB
LEFN 212 M 2TB
PRB-45

Пресс-подборщики

66 BW1-357233
BW1-457523
SLE 206-103 2F
67 LR-35/72
210RRB6
SL 15/40/14.4 2RS
68 206KRR6
207KRRB12
207KRRB17
209KPPB2
209KRRB2
210RRB6
205PP13
205PPB13
205KPPB2
206KPP3
207KPPB3
209KPPB2

Комбайны

70 SL 40/90/36.5
209 KRR K/50.135
G207 KPP3 AH16
71 204KRRB2
204KRR2
205KRRB2
205KRR2
206KRRB6
207KRRB9
72 LY
73 UY
74 US
75 UH
76 LYGS 308 2F
77 LEGS 208 2F.H
LEGS 211 2F.H
LEGS 214 2F
LEGS 215 2F.C77.8
LEGS 216 2F.C82.6

78 Таблица обозначений
80 Дилерская сеть FKL

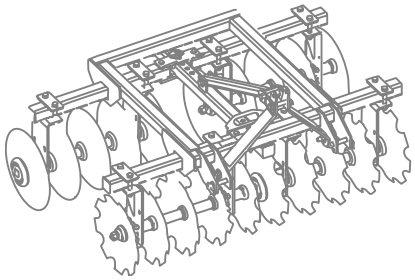

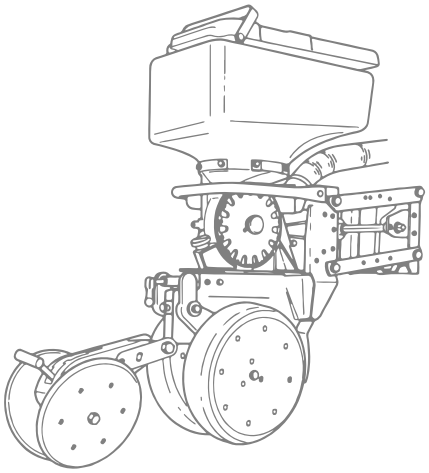



Ступицы AGRO POINT

FKL

Ступица AGRO POINT

C= 32 кН
C_o=22 кН

IL10

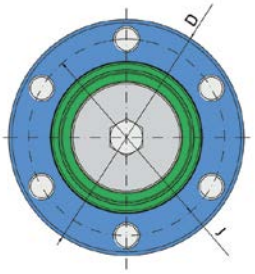

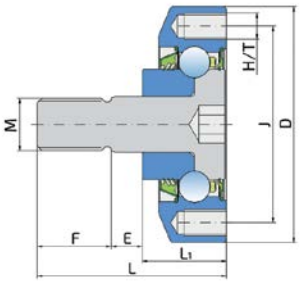

Рис. 1

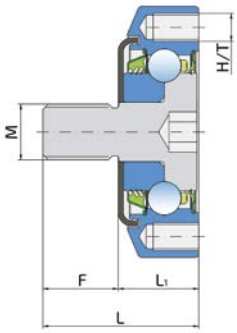

Рис. 2

Обозначение	J	D	H/T	M	L	L_1	E	F	кг	Рис.
IL10-60/6T-M16-58	60	72	6xM8x1	M16x1.5	58	25.8	9.5	22.7	0.59	1
IL10-60/6T-M16-LH	60	72	6xM8x1	M16x1.5-LH	44.5	23	-	21.5	0.59	2
IL10-60/6T-M16-RH	60	72	6xM8x1	M16x1.5-RH	44.5	23	-	21.5	0.59	2

Применение:

Сеялки

Ступица AGRO POINT

IL20

СРАВНИТЕЛЬНЫЕ ОБОЗНАЧЕНИЯ		
FKL		
IL20-70/6T-B12	LEMKEN	5554520 5821020
IL20-73/6H-B16	HORSCH	24156400
IL20-75/6H-B17+GK	GASPARDO	15223651
IL20-75/6H-B20	NWG	AHU20091C-01 AHU20091C-02
IL20-80/5H-M16	PEER	HUB-20MM-X HUB-20MM-X-ASSY-A580
IL20-82/5T-B16	POTTINGER	8504.33.006.4

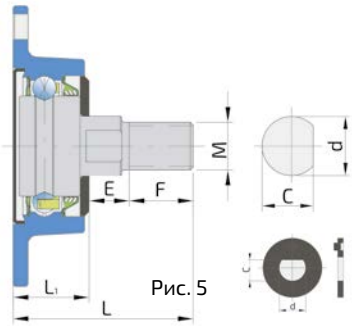

Рис. 5

Возможно исполнение рис. 5 со специальной стопорной шайбой

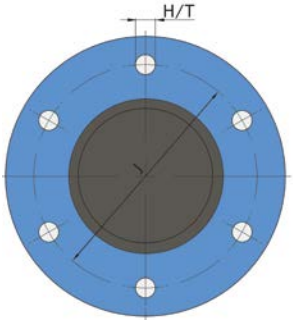

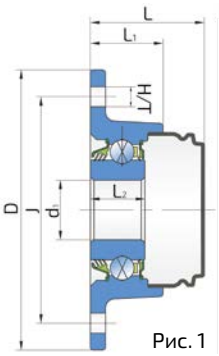

Рис. 1

Рис. 2

C = 22 кН
C_0 = 15,2 кН

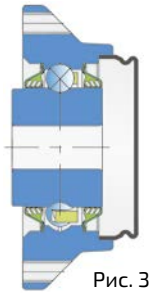

Рис. 3

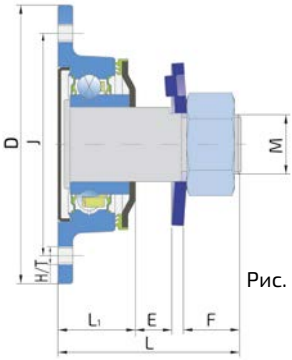

Рис. 6

Обозначение	J	D	H/T	d	C	d_1	M	L	L_1	L_2	E	F	кг	Рис.
IL20-70/6T-B12	70	80	6xM6	-	-	12.2	-	32.5	25.5	25.5	-	-	0.59	3
IL20-71/6T-B16	71	81	6xM8	-	-	16.03	-	25.5	-	22.5	-	-	0.51	2
IL20-73/6H-B16	73.5	94	6x6.4	-	-	16	-	40.7	24	27	-	-	0.75	1
IL20-74/6H-B20	74	94	6x9	-	-	20	-	37.7	24	18	-	-	0.48	1
IL20-75/4H-M20x1.5-T-44	75	94	4x8.5	25	23	-	M20x1.5	61	26	-	-	20	0.77	6
IL20-75/6H-B16	75	94	6x6.4	-	-	16	-	37.7	24	18	-	-	0.50	1
IL20-75/6H-B17	75	94	6x6.4	-	-	17	-	37.7	24	18	-	-	0.50	1
IL20-75/6T-B17	75	94	6xM8	-	-	17	-	37.7	24	18	-	-	0.50	1
IL20-75/6H-B17+GK	75	94	6x6.4	-	-	17	-	37.7	24	18	-	-	0.75	
IL20-75/6H-B20	75	94	6x6.4	-	-	20	-	37.7	24	18	-	-	0.50	1
IL20-75/6T-M20x1.5-T-44	75	94	6xM6	25	23	-	M20x1.5	61	26	-	-	20	0.77	6
IL20-79/6H-B16	79.4	94	6x8.1	-	-	16	-	24	-	24	-	-	0.50	2
IL20-80/5H-M16	80	94	5x8.5	20	18.5	-	M16	60.5	25.5	-	13.5	21.5	0.66	5
IL20-80/6H-M16	80	94	6x8.5	20	18.5	-	M16	60.5	25.5	-	13.5	21.5	0.59	5
IL20-80/6T-M16x2	80	94	6xM8x1.25	20	18.5	-	M16x2	71.6	38	-	12.4	21.2	0.73	5
IL20-82/5T-B16	82	108	5xM8	-	-	16.2	-	24	-	24	-	-	0.64	2
IL20-85/6H-B20	85	95	6x6.4	-	-	20	-	37.7	24	18	-	-	0.48	1
IL20-92/5H-M16-R	92	108	5x6.4	-	-	-	M16x1.5	51.7	24	-	-	14	0.67	
IL20-92/5H-M16-L	92	108	5x6.4	-	-	-	M16x1.5-левая	51.7	24	-	-	14	0.67	

Применение:

Сеялки

Примечание
Крышка устанавливается потребителем

Ступица AGRO POINT

IL25

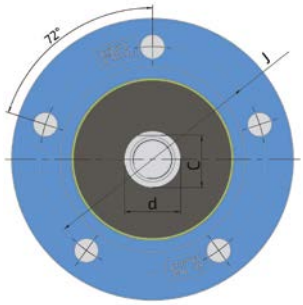

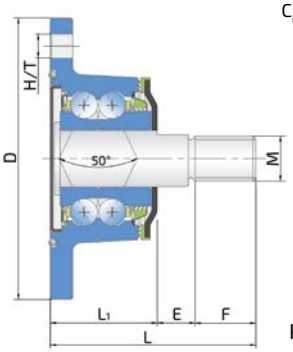

C= 32 кН
C_0=22 кН

Рис. 1

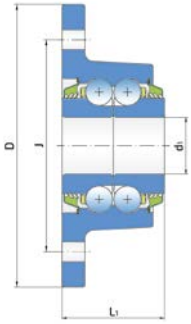

Рис. 2

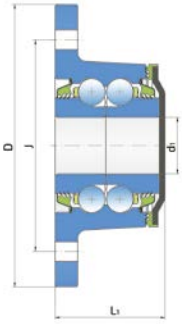

Рис. 3

Обозначение	J	D	H/T	d	C	d_1	M	L	L_1	E	F	кг	Рис.
IL25-75/6H-B20	75	100	6x7	-	-	20	-	-	36	-	-	0,78	2
IL25-75/6H-B20-T	75	100	6x7	-	-	20	-	-	39	-	-	0.78	3
IL25-80/5H-M16-T	80	100	5x8.5	20	18.5	-	M16	73	38	13.5	21.5	0.99	1
IL25-80/6T-M16-T	80	100	6xM8	20	18.5	-	M16	73	38	11	24	0.99	1
IL25-85/4T-M16-T	85	100	4xM8	20	18.5	-	M16	73	38	13.5	21.5	0.94	1
IL25-85/4T-B20-T	85	100	4xM8	-	-	20	-	-	39	-	-	0.78	3
IL25-98/4T-B20-T	98	117	4xM12x1.25	-	-	20	-	-	39	-	-	0.78	3

Применение:

Культиваторы для межрядной обработки
Сеялки для нулевой технологии No-till и полосовой обработки Strip-till
Диски сошников для сеялок
Маркировочные диски для плугов и сеялок

Ступица AGRO POINT

IL30

C = 29,6 кН
C_0= 21 кН

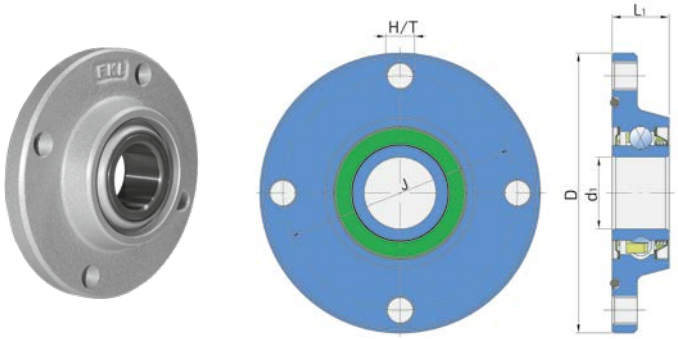

Рис. 1

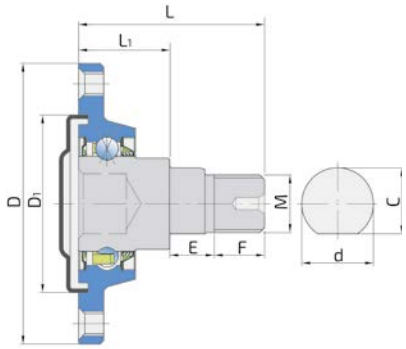

Рис. 2

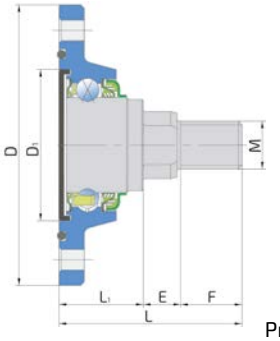

Рис. 3

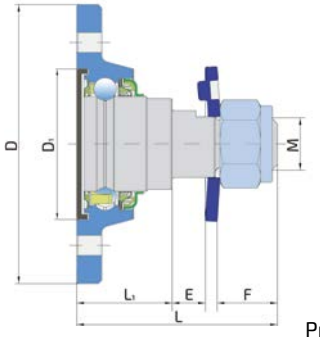

Рис. 4

Обозначение	J	D	D_1	H/T	d	C	d_1	M	L	L_1	E	F	кг	Рис.
IL30-85/4H-M22-04	85	117	63	4x8.3	28	25.4	-	M22x1.5	81	40	12	25	1.50	4
IL30-95/6H-M20	95.5	117	63	6x8.5	28	25.4	-	M20	76	35	15.5	25.5	1.21	3
IL30-98/4T-B30	98	117	-	4xM12x1.25	-	-	30	-	-	23.8	-	-	0.91	1
IL30-98/4T-M20	98	117	63	4xM8	20	17	-	M20	77	40	7	30	1.14	3
IL30-98/4H-B30	98	117	-	4x10	-	-	30	-	-	23.8	-	-	0.91	1
IL30-98/5T-B30	98	117	-	5xM12x1.5	-	-	30	-	-	24.8	-	-	0.93	1
IL30-100/4T-M24x2	100	117	74	4xM10	30	27.5	-	M24x2	89	42.3	18.7	28	1.51	2

Применение:

Сеялки для нулевой технологии No-till и полосовой обработки Strip-till
Диски сошников для сеялок
Маркировочные диски для плугов и сеялок

Ступица AGRO POINT

IL35

C= 37.5 кН
C_o=26.5 кН

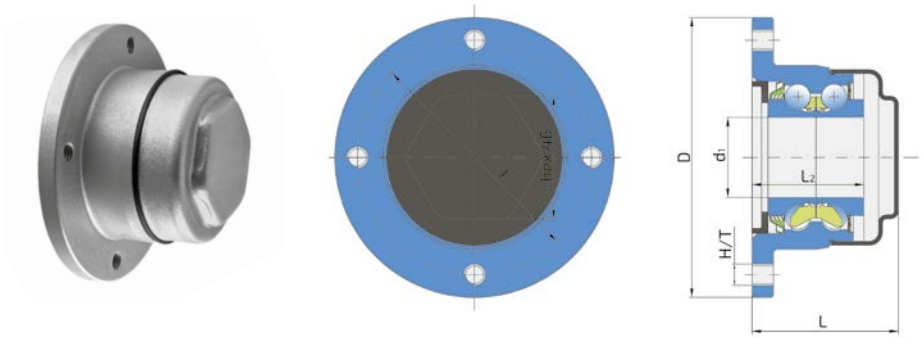

Рис. 1

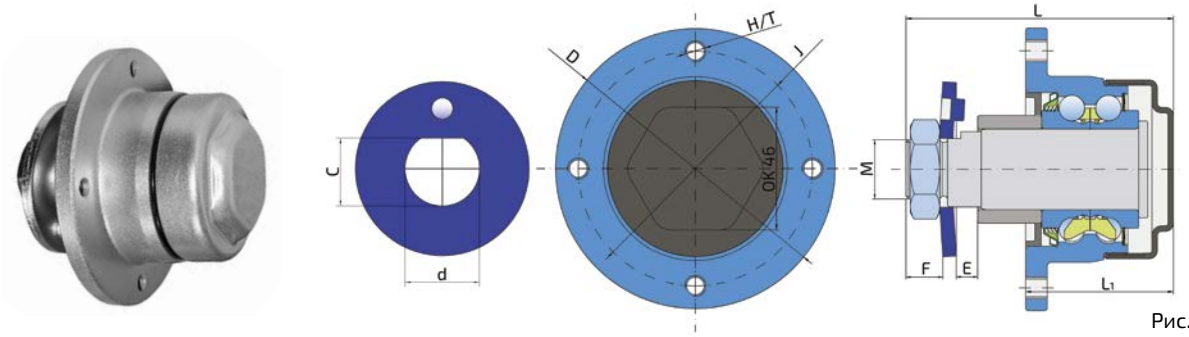

Рис. 2

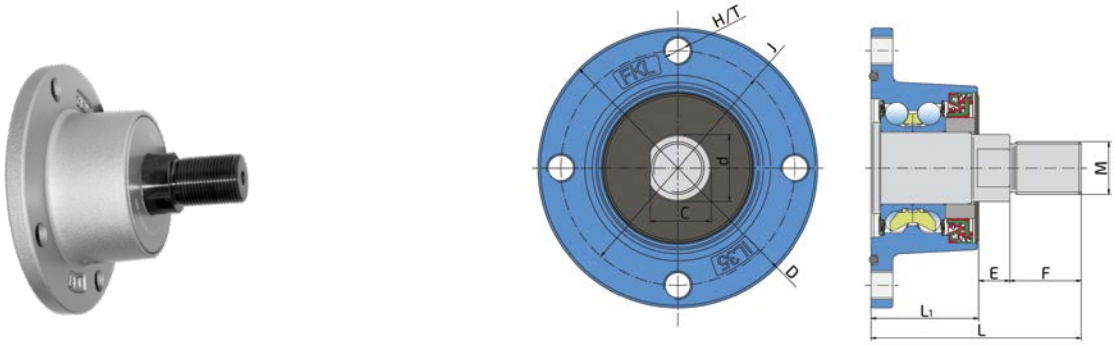

Рис. 3

Обозначение	J	D	H/T	d	d_1	C	M	L	L_1	L_2	E	F	кг	Рис.
IL35-88/4T-04	88	105	4x8x1.25	30	-	24.7	M22x1.5	108	55	-	8	13.5	1.75	2
IL35-88/4T-B30	88	105	4x8x1.25	-	30	-	-	55	-	42	-	-	1.05	1
IL35-98/4T-M22x1.5	98	117	4xM12x1.25	28	-	25.5	M22x1.5	88	45	-	13	30	1.65	3

Применение:

Сеялки и ротационные бороны

Ступица AGRO POINT

IL40

СРАВНИТЕЛЬНЫЕ ОБОЗНАЧЕНИЯ		
FKL		
IL40-98/4T-M22	NWG SNR	AHU28117A-01 HUA11-4M12-S01
IL40-98/5T-M22	NWG SNR	AHU28117A-02 HUA11-5M12-S01
IL40-98/6T-M22	NWG SNR	AHU28117A-03 HUA11-6M12-S01
IL40-98/4T-M24	PEER	HUB-30MM-X-ASSY-A164

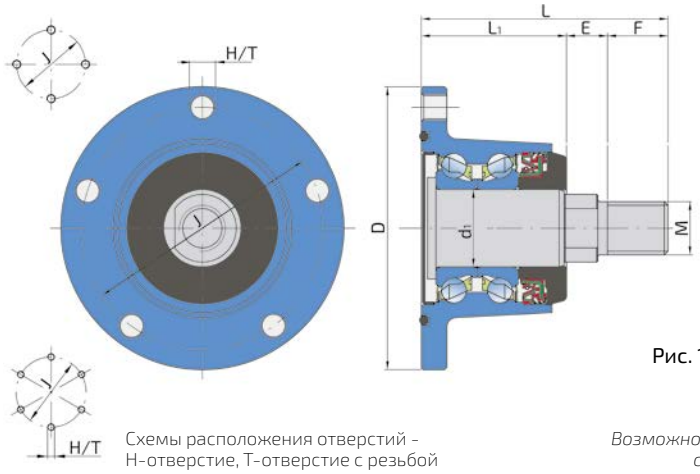

Схемы расположения отверстий - Н-отверстие, Т-отверстие с резьбой

Рис. 1

Возможно исполнение со специальной стопорной шайбой

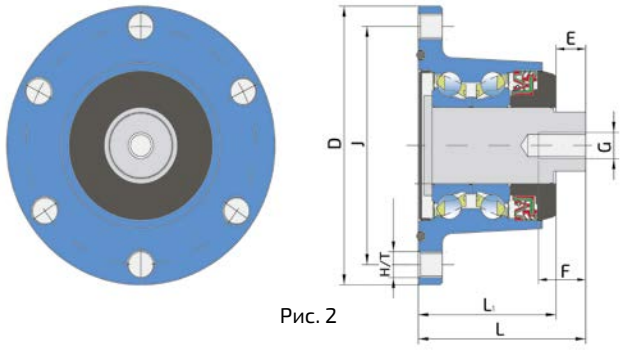

Рис. 2

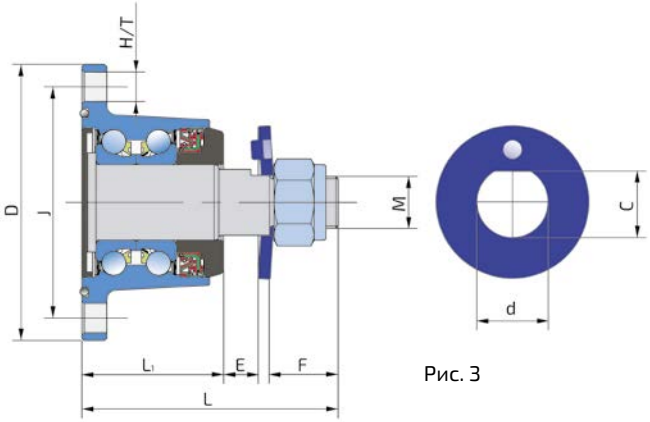

Рис. 3

Обозначение	J	D	H/T	d	C	M	G	L	L1	E	F	кг	Рис.
IL40-98/4T-M22	98	117	4xM12x1.25	27.95	25.4	M22x1.5	-	102	60	17	25	2.16	1
IL40-98/5T-M22	98	117	5xM12x1.25	27.95	25.4	M22x1.5	-	102	60	17	25	2.16	1
IL40-98/6T-M22	98	117	6xM12x1.25	27.95	25.4	M22x1.5	-	102	60	17	25	2.16	1
IL40-98/4T-M24	98	117	4xM12x1.25	30	27.5	M24x2	-	106	60	17	29	2.16	1
IL40-98/5H-M22-04	98	117	5x12.5	27.95	25.4	M22x1.5	-	108.5	60	16	29	2.36	3
IL40-98/5T-M24	98	117	5xM12x1.25	30	27.5	M24x2	-	106	60	17	29	2.20	1
IL40-98/6T-M24	98	117	6xM12x1.25	30	27.5	M24x2	-	106	60	17	29	2.20	1
IL40-100/6T-M20x1.5	100	117	6xM10	34	31	-	M20x1.5	69	55	14	26	2	2

Применение:

Дисковые бороны

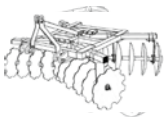

Ступица AGRO POINT

IL40 M

СРАВНИТЕЛЬНЫЕ ОБОЗНАЧЕНИЯ		
FKL		
IL40-110/4H-M24x1.5	NWG POTTINGER	AHU24135A-01 9755.02.140.0
IL40-110/4H-M30x2	POTTINGER	9776.02.140.1
IL40-112/5T-M24x2	NWG PEER	AHU30140A-01 HUB-35MM HUB-35MM-ASSY-A519 KIT-HUB-35MM-ASSY-A74

C = 42,9 кН
C_0 = 36,3 кН

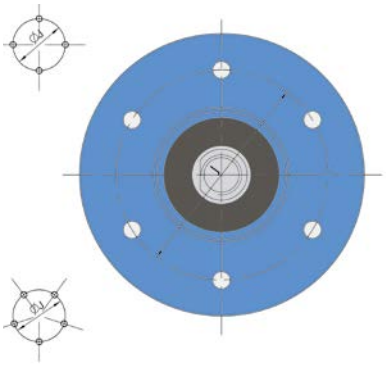

Рис. 1

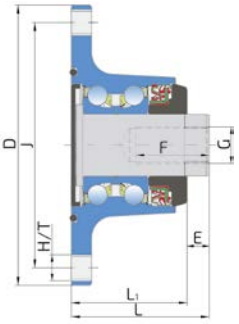

Рис. 2

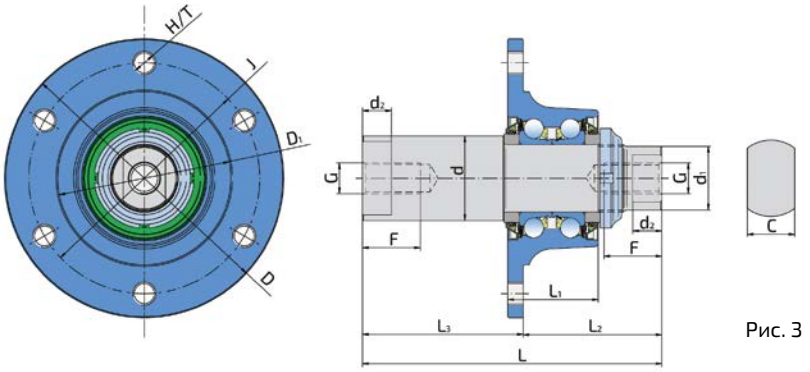

Рис. 3

Обозначение	J	D	D_1	H/T	d	d_1	d_2	C	M	G	L	L_1	L_2	L_3	E	F	кг	Рис.
IL40-104/5T-M22x1.5-01	104	145	-	5xM12x1.25	27.95	-	-	25.4	M22x1.5	-	101	55	-	-	21	25	2.48	1
IL40-108/5T-M22x1.5	108	145	-	5xM12x1.25	27.95	-	-	25.4	M22x1.5	-	102	60	-	-	17	29	2.70	1
IL40-110/4H-M24x1.5	110	145	-	4x13	24	-	-	22.5	M24x1.5	-	129	74	-	-	20	35	2.81	1
IL40-110/4H-M30x2	110	145	-	4x13	34.9	-	-	32.4	M30x2	-	134	76	-	-	20	38	3.20	1
IL40-110/6H-M22x1.5	110	145	-	6x10.5	28	-	-	25.4	M22x1.5	-	110	60	-	-	17	33	2.62	1
IL40-112/5T-M24x2	112	145	-	5xM12x1.5	30	-	-	28	M24x2	-	101	55	-	-	21	25	2.48	1
IL40-115/5H-M22x1.5	115	145	-	5x13	28	-	-	25.5	M22x1.5	-	101	55	-	-	18	28	2.48	1
IL40-120/4H-M22x1.5	120	145	-	4x11	28	-	-	25.4	M22x1.5	-	110	60	-	-	17	33	2.79	1
IL40-120/6T-2xM16	120	145	90	6xM12x1.25	44	33	15	2x22	-	M16x1.5	155.5	47	72	83.5	-	30	3.08	3
IL40-127/4T-3/4-16UNF	127	145	-	4x1/2"-13UNC	31.8	-	-	29	-	3/4"-16 UNF	71.5	60	-	-	11.5	38.1	2.50	2

Применение:

Дисковые бороны

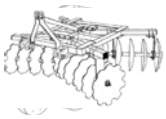

Ступица AGRO POINT

IL50

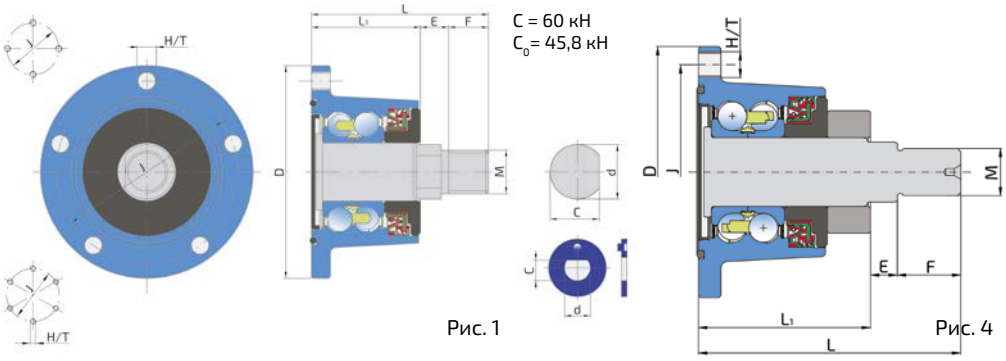

Рис. 1

Рис. 4

Схемы расположения отверстий - Н-отверстие, Т-отверстие с резьбой

Возможно исполнение со специальной стопорной шайбой

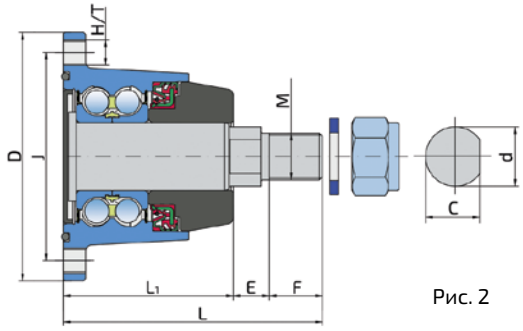

Рис. 2

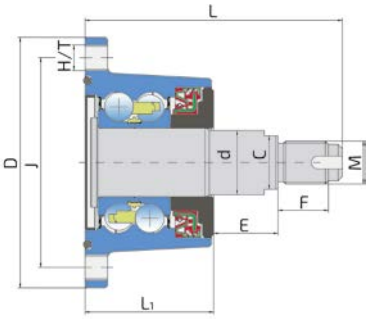

Рис. 3

СРАВНИТЕЛЬНЫЕ ОБОЗНАЧЕНИЯ

FKL

IL50-98/4T-M22	GASPARDO	F06160015
	KOCKERLING	910974
	NWG	AHU28117A-01
	PEER	KIT-HUB-30MM-ASSY-A221
	SNR	HUA11-4M12-S01
IL50-98/5T-M22	NWG	AHU28117A-02
	SNR	HUA11-5M12-S01
IL50-98/6T-M22	NWG	AHU28177A-03
	PEER	HUB-30MM-X-ASSY-A249
IL50-100/4T-1"	NWG	AHU28117A-04
IL50-100/6T-M24-R	LEMKEN	5554512; 55510012
IL50-100/6T-M24-L	LEMKEN	5554513; 55510013

Обозначение	J	D	H/T	d	C	M	L	L_1	E	F	кг	Рис.
IL50-98/4T-M20x1.5	98	117	4xM12x1.25	30	25	M20x1.5	120.1	60	30.1	23.5	2.57	3
IL50-98/4T-M22	98	117	4xM12x1.25	27.95	25.4	M22x1.5	102	60	17	25	2.51	1
IL50-98/4T-M22x1.5-44	98	117	4xM12x1.25	27.95	25.4	M22x1.5	107	60	19	28	2.72	1
IL50-98/4T-M22x1.5-117	98	117	4xM12x1.25	27.95	25.4	M22x1.5	117	60	17	27	2.55	1
IL50-98/4T-M22-122-02	98	117	4xM12x1.25	27.95	25.4	M22x1.5	122	80	17	25	3.15	2
IL50-98/5T-M22	98	117	5xM12x1.25	27.95	25.4	M22x1.5	102	60	17	25	2.50	1
IL50-98/6T-M22	98	117	6xM12x1.25	27.95	25.4	M22x1.5	102	60	17	25	2.51	1
IL50-98/6T-M22-113	98	117	6xM12x1.25	27.95	25.4	M22x1.5	113	60	28	25	2.54	1
IL50-98/4T-M24	98	117	4xM12x1.25	30	27.5	M24x2	106	60	17	29	2.55	1
IL50-98/5T-M24	98	117	5xM12x1.25	30	27.5	M24x2	106	60	17	29	2.55	1
IL50-98/6T-M24	98	117	6xM12x1.25	30	27.5	M24x2	106	60	17	29	2.51	1
IL50-98/6T-M24x2-04	98	117	6xM12x1.25	32	29.6	M24x2	111	60	20	27	3.30	1
IL50-100/4T-1"	100	117	4xM10	30	27.95	1" SAE14h	125	60	36	29	2.67	1
IL50-100/4T-M24x2	100	117	4xM10	30	27.95	M24x2	125	60	32	33	2.66	1
IL50-100/5T-M22-122	100	117	5xM12x1.25	28	23	M22x1.5	122	80	12.5	29.5	2.87	4
IL50-100/6T-M24.R	100	117	6xM10x1.25	30	27	M24x1.5	97.5	60	15.5	22	2.51	1
IL50-100/6T-M24.L	100	117	6xM10x1.25	30	27	M24x1.5-L	97.5	60	15.5	22	2.51	1
IL50-103/5T-M22	103	119	5xM12x1.25	27.95	25.4	M22x1.5	102	60	17	25	2.51	1

Применение:

Дисковые бороны

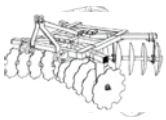

Ступица AGRO POINT

IL 50 без вала

C = 60 кН
C_0= 45,8 кН

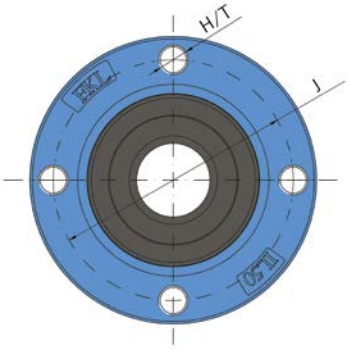

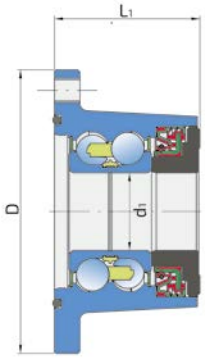

Рис. 1

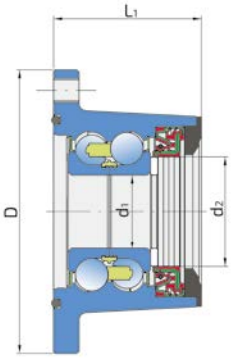

Рис. 2

Схемы расположения отверстий -
Н-отверстие, Т-отверстие с резьбой

Обозначение	J	D	H/T	d_1	d_2	L_1	кг	Рис.
IL50-98/4T-B30-F	98	117	4xM12x1.25	30	45	61	1.87	2
IL50-98/4T-B30-J	98	117	4xM12x1.25	30	-	60	1.96	1
IL50-98/6T-B30-J	98	117	6xM12x1.25	30	-	60	1.95	1

IL50V

C = 47,4 кН
C_0= 38,3 кН

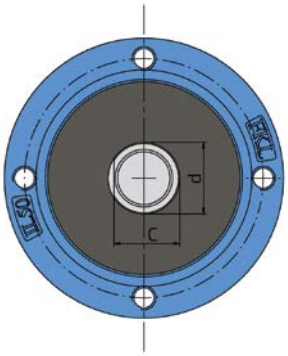

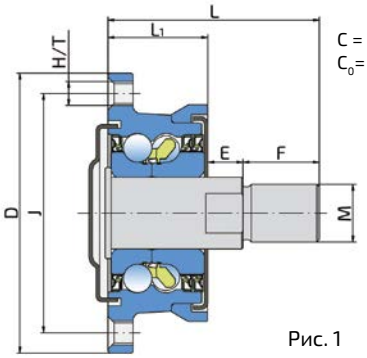

Рис. 1

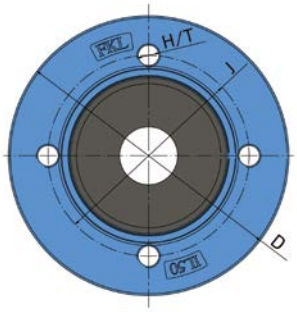

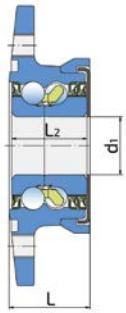

Рис. 2

Обозначение	J	D	H/T	d	d_1	C	M	L	L_1	L_2	E	F	кг	Рис.
IL50V-100/4T-M24x2	100	117	4xM10	30	-	27.5	M24x2	88.5	41.8	-	14.7	32	2.17	1
IL50V-104/4T-B30	104	145	4xM12x1.25	-	30	-	-	41.8	-	39	-	-	3.41	2

Применение:

Дисковые бороны и сеялки

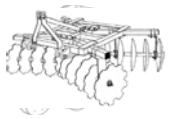

Ступица AGRO POINT

IL50 M

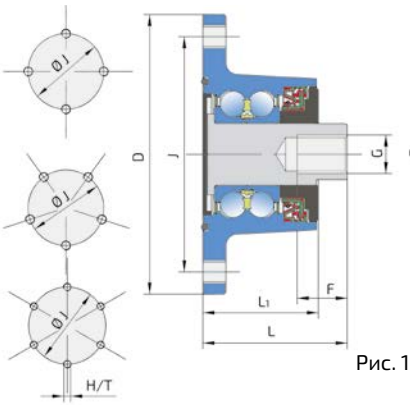

Рис. 1

Схемы расположения отверстий - Н-отверстие, Т-отверстие с резьбой

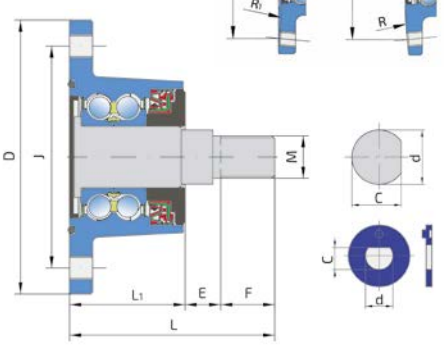

Рис. 2

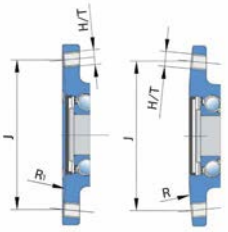

Рис. 2а

C = 60 кН
C_0= 45,8 кН

Возможно исполнение со специальной стопорной шайбой

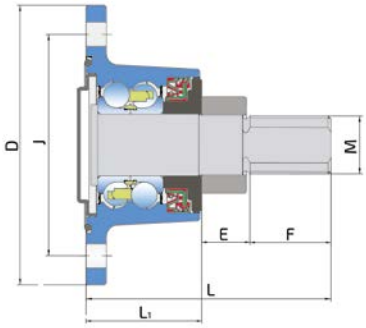

Рис. 3

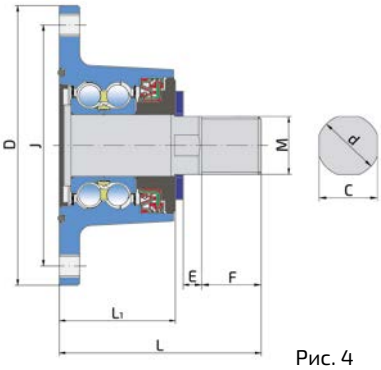

Рис. 4

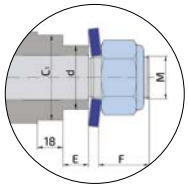

Рис. 5а

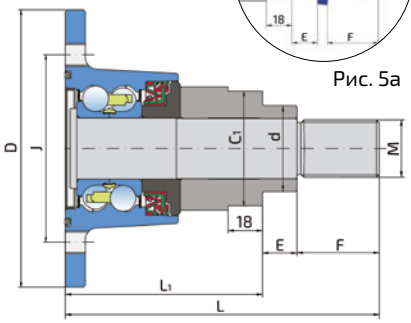

Рис. 5

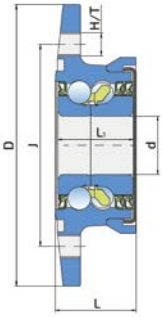

Рис. 6

Обозначение	J	D	H/T	d	C	C_1	M	G	L	L_1	E	F	R	R_1	кг	Рис.
IL50-98/4T-M30x2-164	98	145	4xM12x1.25	45	-	60	M30x2	-	164	103	18	43	-	-	4.37	5
IL50V-104/4T-B30	104	145	4xM12x1.25	30	28	-	-	-	41.8	39	-	-	-	-	3.41	6
IL50-104/5T-04	104	145	5xM12	27.95	25.4	-	M22x1.5	-	107	60	15	27	-	-	3.18	2
IL50-105/4H-M24x1.5-RH	105	145	4x12.3	30	27	-	M24x1.5-RH	-	97.5	60	15.5	22	-	-	3.10	2
IL50-105/4H-M24x1.5-LH	105	145	4x12.3	30	27	-	M24x1.5-LH	-	97.5	60	15.5	22	-	-	3.10	2
IL50-112/5T-M24x2	112	145	5xM12x1.25	30	28	-	M24x2	-	106	60	20	26	-	-	3.02	2
IL50-115/5H-M22	115	145	5x13	27.95	25.4	-	M22x1.5	-	102	60	17	25	-	-	2.95	2
IL50-115/4H-M30x2	115	145	4x12.5	30	26.9	-	M30x2	-	127	60	25	42	-	-	3.38	3
IL50-120/6H-M24x1.5	120	145	6x13	30	27	-	M24x1.5	-	97.5	60	15.5	22	-	-	2.96	2
IL50-120/6H-M24x1.5-103	120	145	6x13	31	29	-	M24x1.5	-	103	60	17	26	-	-	2.99	2
IL50-120/6T-M24x2-04-R633	120	145	6xM12x1.75	30	27.8	-	M24x2	-	129.2	63.2	35	27	-	633	3.61	2a
IL50-120/6T-M24x2-04-R633-114	120	145	6xM12x1.75	30	27.8	-	M24x2	-	114.2	63.2	20	27	-	633	3.53	2a
IL50-120/6T-M24x2-04-R635-149	120	145	6xM12x1.75	30	27.8	-	M24x2	-	149.2	63.2	56	27	635	-	3.57	2a
IL50-122/6T-M20x1.5	122	145	6xM12x1.25	31.8	29	-	-	M20x1.5	75	60	15	26	-	-	2.99	1
IL50-125/4T-M30x2	125	145	4xM12-6H	32	30	-	M30x2	-	104.3	60	9.5	30.7	-	-	3.15	4
IL50-125/6T-M30x2-164	125	145	6xM12x1.75	45	-	60	M30x2	-	164	103	18	36	-	-	4.79	5a

Применение:

Дисковые бороны

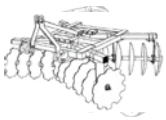

Ступица AGRO POINT

BDM ARMOR 2.0

СРАВНИТЕЛЬНЫЕ ОБОЗНАЧЕНИЯ	
FKL	BDM ARMOR 2.0
БДМ-Агро	18.14.200.СБ 4Х4.01.01.СБ
БДТ-АГРО	БД-16.01.00А-01 БД-17.04.00В БД-17.04.00В-01
ПРОМАГРО	ПУ-17.00.00.00.000 ПУ-9.00.00.00.000
Белагромаш–Сервис	УР-4.00.00.000.СБ
МиК	БДМ-МК.45.45.05 БДМ-МК.45.45.103

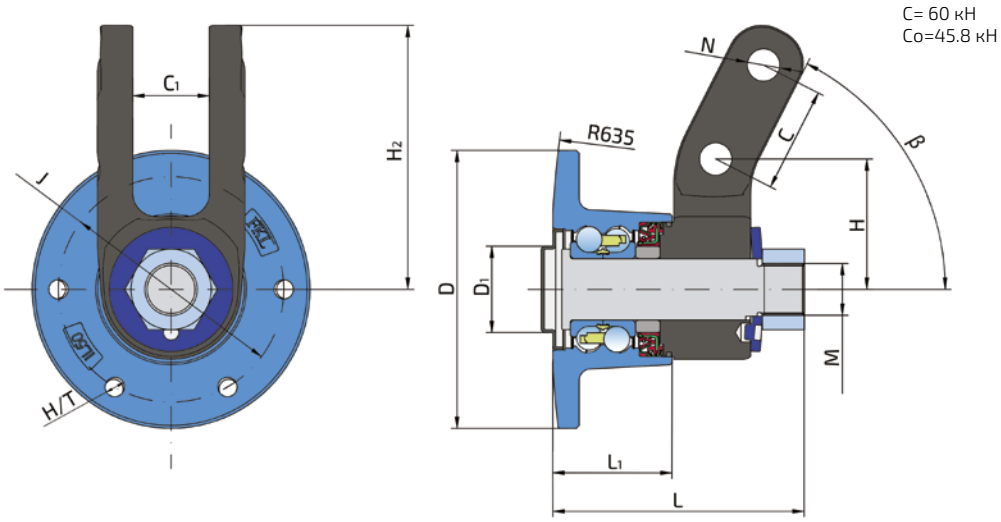

Обозначение	J	D	D_1	C	C_1	M	H/T	H	H_2	N	L	L_1	R	β	кг
BDM ARMOR 2.0	120	145	45	55	40	M27x2	6xM12x1.75	68	137.7	17	131.2	62.2	635	63	6.08

Применение:

Дисковые бороны

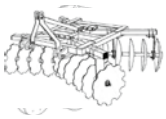

Ступица AGRO POINT

IL50S

СРАВНИТЕЛЬНЫЕ ОБОЗНАЧЕНИЯ		
FKL		
IL50S-98/3T-M20	HORSCH	23246700

C = 48,76 кН
C_0 = 35,5 кН

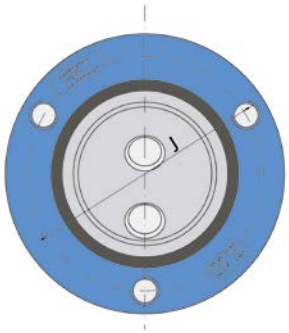

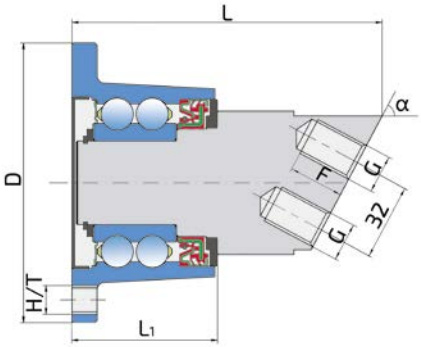

Рис. 1

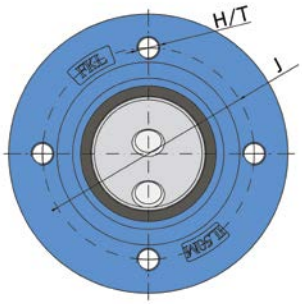

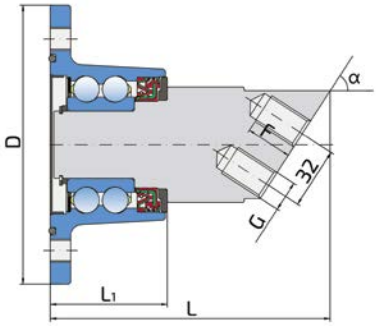

Рис. 2

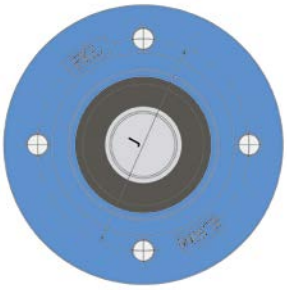

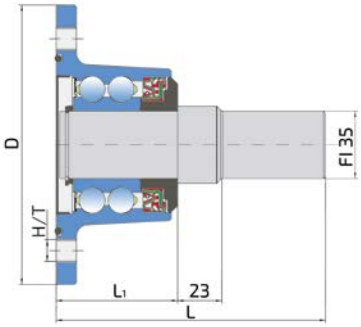

Рис. 3

Обозначение	J	D	H/T	G	L	L_1	F	α	кг	Рис.
IL50S-98/3T-2xM16	98	117	3xM12	M16x2	130	59.8	23	62	3.40	1
IL50S-110/4T-D35	110	145	4xM12x1.25	-	140	63	-	-	3.317	3
IL50S-110/4T-2xM16-40	110	145	4xM12x1.25	M16x2	145.4	61	24	57	3.973	2

Применение:

Дисковые бороны

Ступица AGRO POINT

IL50A

C = 60 кН
C_0 = 45.8 кН

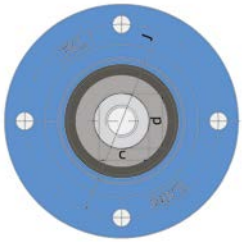

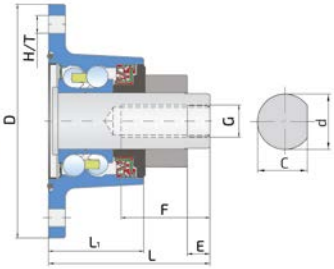

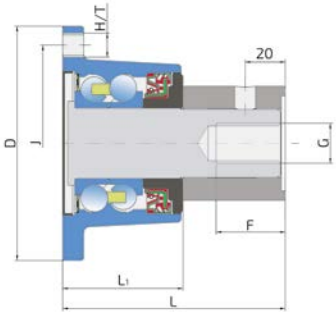

Рис. 1

Рис. 2

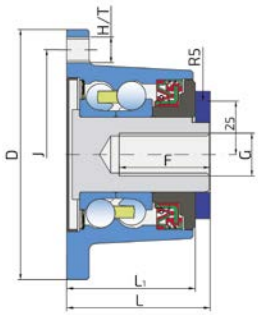

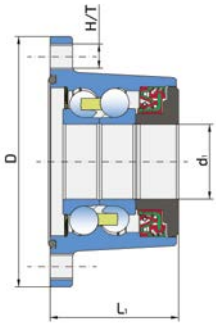

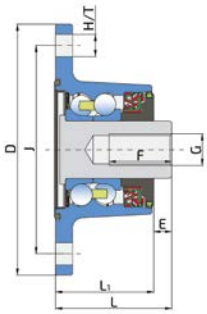

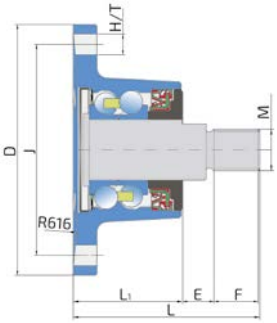

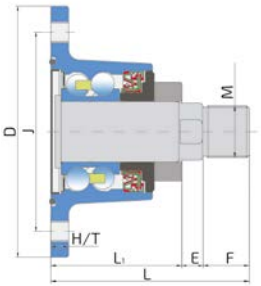

Рис. 3

Рис. 4

Рис. 5

Рис. 6

Рис. 7

Обозначение	J	D	H/T	d	d_1	C	M	G	L	L_1	E	F	кг	Рис.
IL50A-98/3T-M20-10.2 *	98	117	3xM12	-		-	-	M20	111	60	-	32	3.19	2
IL50A-98/3T-M20-R5 *	98	117	3xM12	35		32.5	-	M20	67	60	-	42	2.34	3
IL50A-98/4T-B35-J	98	117	4xM12x1.25	-	35	-	-	-	-	60	-	-	1.77	4
IL50A-115/4T-M30x1.5	115	145	4xM12x1.25	33		30	M30x1.5	-	115	76	12	27	3.27	7
IL50A-120/4H-M24	120	145	4x11	34		28	-	M24	100	60	14	55	3.17	1
IL50A-120/4H-M24-95	120	145	4x11	34		28	-	M24	95	60	9	50	3.15	1
IL50A-120/4H-M20	120	145	4x11	34		31	-	M20	100	60	14	55	3.23	1
IL50A-122/6H-M24x2-R616 *	122	145	6x12	35		32.5	M24x2	-	107.7	63.2	18	26.5	3.01	6
IL50A-127/4H-3/4-16UNF	127	153	4x13.5	34.9		31	-	3/4"–16UNF	71	60	11	40	2.70	5

**Замена IL50S*

Применение:

Дисковые бороны

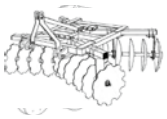

Ступица AGRO POINT

IL50B

C = 60 кН
C_0 = 45.8 кН

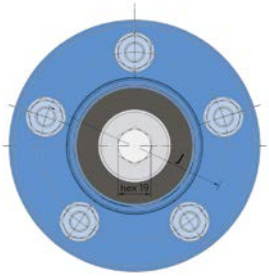

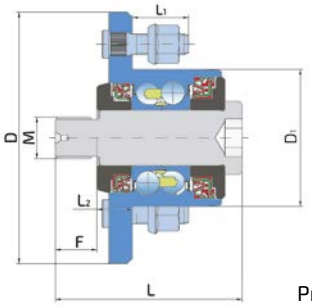

Рис. 1

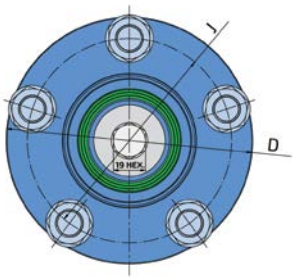

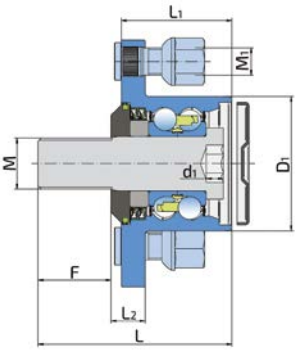

Рис. 2

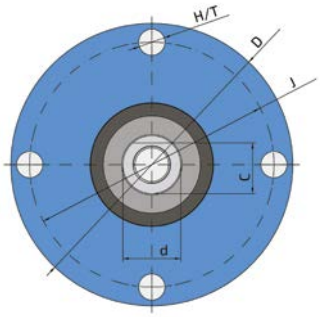

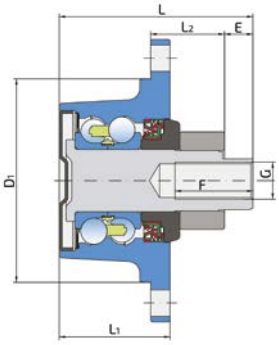

Рис. 3

Обозначение	J	D	D_1	H/T	d	C	M	G	L	L_1	L_2	E	F	кг	Рис.
IL50B-108/5T-M24x2-RH	108	145	79	5xM12x1.5	-	-	M24x2-RH	-	108	32.5	20.5	-	24	3.99	1
IL50B-108/5T-M24x2-LH	108	145	79	5xM12x1.5	-	-	M24x2-LH	-	108	32.5	20.5	-	24	3.99	1
IL50B-120/5T-M30x2	120	145	79	5xM16x1.5	-	-	M30x2	-	114	65	20	-	43	4.16	2
IL50B-125.7/4H-3/4-16UNF	125.7	145	104.5	4x13.5	29.75	26.1	-	3/4"–16UNF	99.6	57	38	14.6	40	3.25	3

Применение:

Дисковые бороны

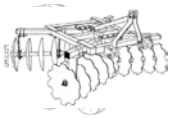

Ступица AGRO POINT

СРАВНИТЕЛЬНЫЕ ОБОЗНАЧЕНИЯ

FKL

IL60-130/6T-M27	PEER	HUB-40MM-X-ASSY-A628
IL60-133/4H-3/4-16UNF	PEER	HUB-40MM-X-ASSY-A439
IL60-140/5T-M27	PEER	HUB-40MM-X-ASSY-A436

IL60

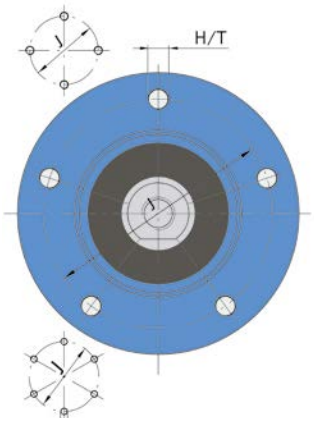

Схемы расположения отверстий - H-отверстие, T-отверстие с резьбой

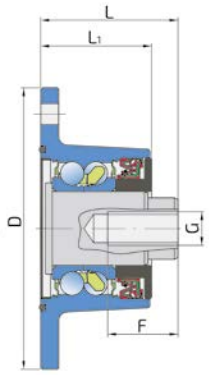

Рис. 1

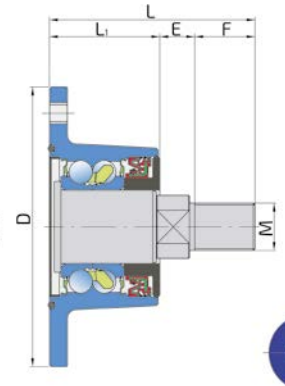

C = 75.86 кН
C_0 = 66.2 кН

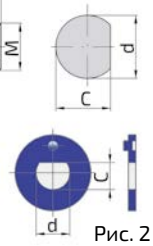

Рис. 2

Возможно исполнение со специальной стопорной шайбой

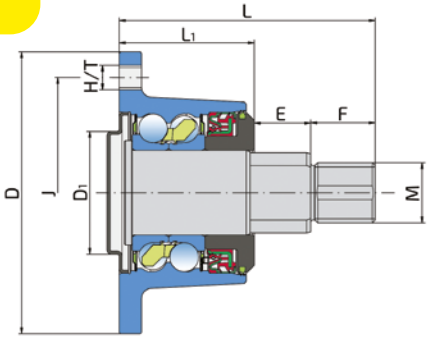

Рис. 3

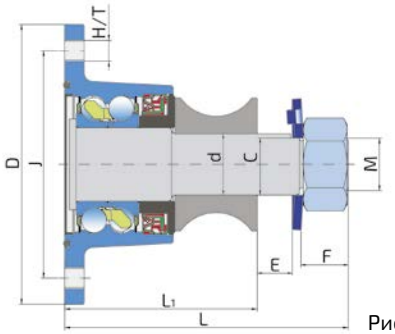

Рис. 4

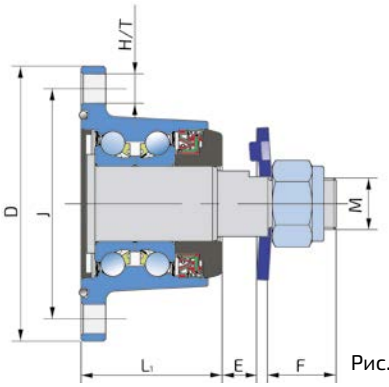

Рис. 5

Обозначение	J	D	D_1	H/T	d	C	M	G	L	L_1	E	F	кг	Рис.
IL60-00-M20x1.5*	-	160	-	-	34.9	31	-	M20x1.5	78	63	-	40	4.20	1
IL60-114.5/5T-M30	114.5	140	61	5xM12	39.8	34.5	M30	-	127	67	28	32	3.91	3
IL60-120/4H-M20*	120	160	-	4x11	34	31	-	M20	96	82	-	14	4.35	1
IL60-122/6H-M24	122	160	-	6x12	35	32.5	M24x2	-	106.5	63	16.5	27	4.20	2
IL60-127/4T-1-1/4"	127	160	-	4x1/2-13 UNC	36	33.5	M27x2	-	129.5	63	34.3	32.2	4.08	2
IL60-120/4x12.5H-M20*	120	160	-	4x12.5	34	31	-	M20	96	82	-	57.5	4.38	1
IL60-130/6T-M20x1.5	130	160	-	6xM12x1.25	34.9	31	-	M20x1.5	82	63	-	40	3.72	1
IL60-130/6T-M24	130	160	-	6xM12x1.25	30	28	M24x2	-	117.5	63	24.5	33.5	4.10	2
IL60-130/6T-M27	130	160	-	6xM12x1.25	36	33.5	M27x2	-	117.5	63	21	33.5	4.40	2
IL60-130/6T-M27-44	130	160	-	6xM12x1.25	35	32.5	M27x2	-	120	63	25	25.7	4.32	5
IL60-130/6T-M27x2-122.5	130	160	-	6xM12x1.25	36	33.5	M27x2	-	122.5	63	25	34.5	4.45	2
IL60-130/6T-M30-03	130	160	-	6xM12x1.25	40	37	M30x1.5	-	124	63	32	29	4.40	2
IL60-130/6T-M30-04	130	160	-	6xM12x1.25	35	32.5	M30x1.5	-	162	110	20	27.01	5.54	4
IL60-130/6T-M30-112-03	130	160	-	6xM12x1.25	40	37	M30x1.5	-	112	63	20	29	4.40	2
IL60-133/4H-3/4-16UNF	133.35	160	-	4x13.5	31	34.9	-	3/4"-16UNF	78	63	-	40	4.10	1
IL60-140/5T-M27	140	160	-	5xM12x1.25	36	33.5	M27x2	-	117.5	63	21	33.5	4.40	2
IL60-140/5H-M30	140	160	-	5x13	35	32.5	M30x1.5	-	110.5	63	19.5	26	4.30	2
IL60-140/5H-M30-44	140	160	-	5x13	35	32.5	M30x1.5	-	110.5	63	16	26.5	4.32	2
IL60-140/6T-M27	140	160	-	6xM12x1.25	36	33.5	M27x2	-	117.5	63	21	33.5	4.40	2
IL60-140/6T-M30	140	160	-	M12x1.5	35	32.5	M30x1.5	-	110.5	63	24.8	22.7	3.97	2
IL60-150/6T-M24x2	150	178	-	6xM12x1.25	30	28	M24x2	-	121	63	20.5	37.5	4.57	1
IL60-150/6T-M30	150	178	-	6xM12x1.25	35	32.5	M30x2	-	126.5	63	23.5	40	4.57	2
IL60-150/6T-M33-04	150	180	-	6xM12x1.25	40	37	M33x2	-	116.5	63	20	30	4.94	2

**C= 66.35 кН; Co=56.49 кН*

Применение:

Дисковые бороны

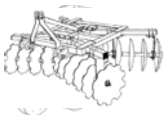

Ступица AGRO POINT

IL60 с изменяемым углом атаки диска

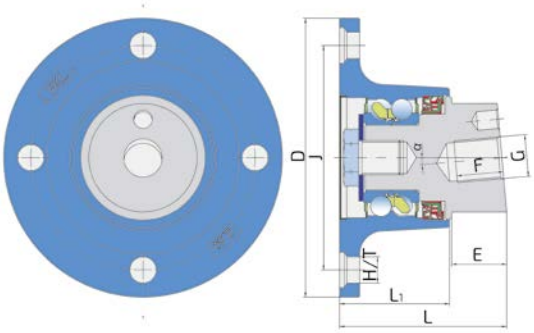

C= 75.86 кН
C_o=66.2 кН

Обозначение	J	D	H/T	G	L	L_1	F	α	кг
IL60-145/4H-M27x2-RH-40	145	180	4x17	M27x2-7H правая	108	66	30	5°	5.48
IL60-145/4H-M27x2-LH-40	145	180	4x17	M27x2-7H левая	108	66	30	5°	5.48

IL60 без вала

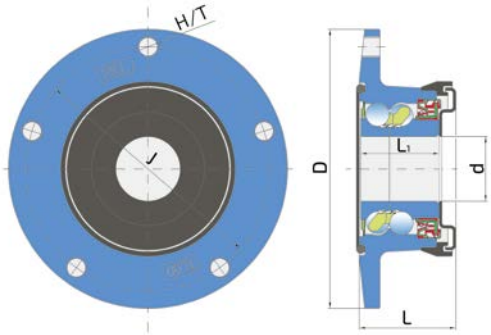

C= 66.35 кН
C_o=56.5 кН

Рис. 1



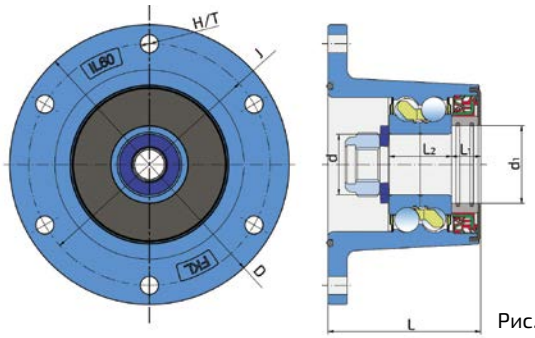

C = 75.86 кН
C_o= 66.2 кН

Рис. 2

Обозначение	J	D	H/T	d	d_1	L	L_1	L_2	кг	Рис.
IL60-140/5T-B37 *	140	160	5xM12x1.25	37	-	53.4	45	-	3.41	1
IL60-140/6H-B35	140	162	6x10.5	35	45	88.5	17	36	3.86	2

Применение:

Дисковые бороны

Ступица AGRO POINT

IL60C

СРАВНИТЕЛЬНЫЕ ОБОЗНАЧЕНИЯ	
FKL	IL60C-150/6T-D95
HORSCH	34634700

C = 75,86 кН
C_0= 66,2 кН

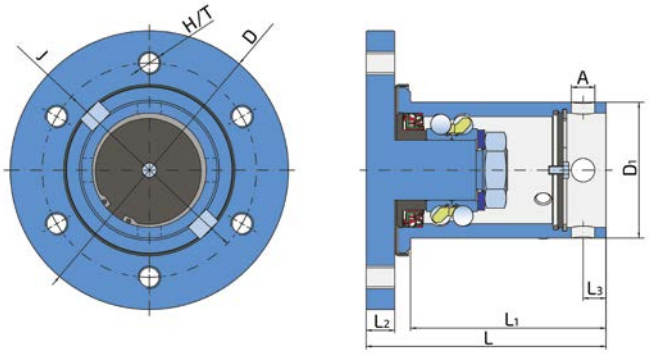

Обозначение	J	D	D_1	H/T	L	L_1	L_2	L_3	A	кг
IL60C-150/6T-D95	150	195	95	6xM16	168	137	20	16	4x16.5	9.744

Применение:

Дисковые бороны

Ступица AGRO POINT

IL70

C= 94.45 кН
C_o=77.88 кН

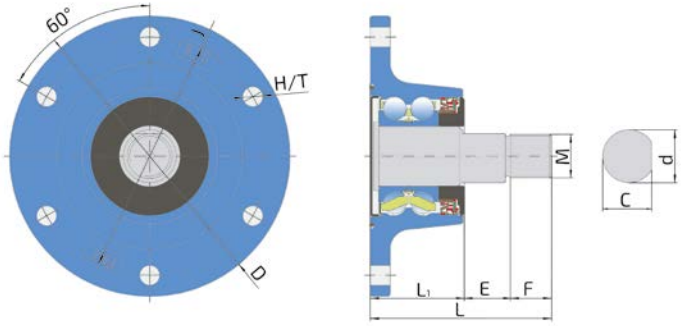

Рис. 1

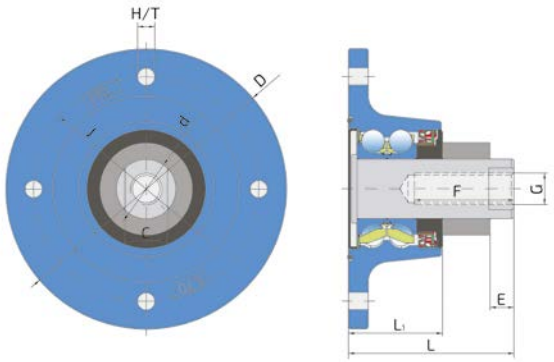

Рис. 2

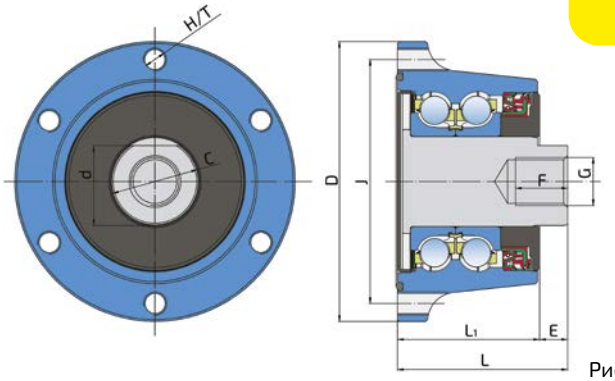

Рис. 3

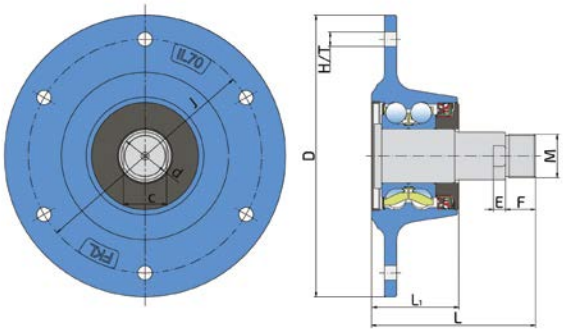

Рис. 4

Обозначение	J	D	d	C	H/T	M	G	L	L_1	E	F	кг	Рис.
IL70-122/6T-M24	122	140	44	40	6xM12	-	M24x2	85	71	14	26	4.80	3
IL70-170/4H-M24	170	212	45	32	4x13	-	M24	125	71	18	75	8.13	2
IL70-170/6H-M33x2	170	212	40	37	6x18	M30x2	-	125	71	19	35	7.55	1
IL70-180/6H-M33x2	180	212	40	37	6x15	M30x2	-	137	71	31	32	7.96	1
IL70-195/6H-M36x1.5-RH	195	235	40	36	6x12	M36x1.5 - правая	-	137	72	10	25	7.43	4
IL70-195/6H-M36x1.5-LH	195	235	40	36	6x12	M36x1.5 - левая	-	137	72	10	25	7.43	4

Применение:

Дисковые бороны

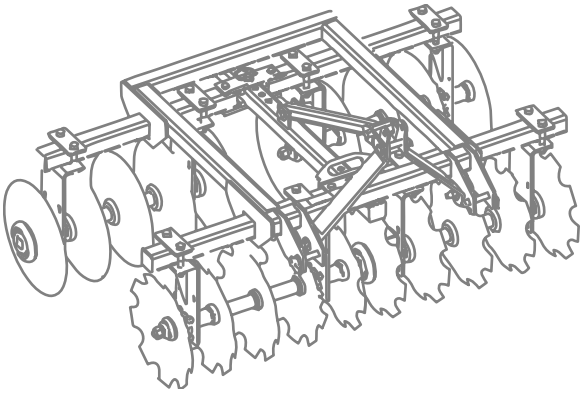

Решения для почвообрабатывающей техники

Подшипниковый узел

PL-127-G

СРАВНИТЕЛЬНЫЕ ОБОЗНАЧЕНИЯ	
FKL	PL-127-G
HORSCH	28071300 28085600 28077800 28077900

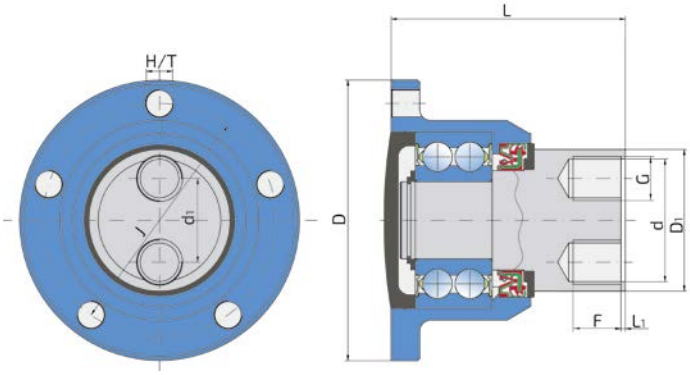

Обозначение	J	D	D_1	d	d_1	H/T	G	L	L_1	F	кг
PL-127-G	106	127.3	64.2	55.7	38	M12	2xM20	106.5	2	25	3.81

Применение:

Дисковые бороны

Подшипниковый узел

PL-140

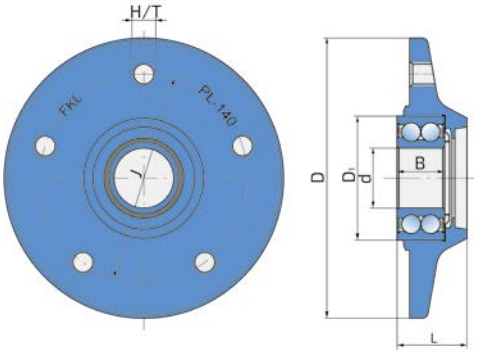

Обозначение	J	D	D_1	d	H/T	L	B	кг
PL-140	104	140	62	30	M12	35	23.8	1.5

Применение:

Дисковые бороны

Подшипниковый узел

PL-185-M30-R+M30x1.5-RH(LH)

СРАВНИТЕЛЬНЫЕ ОБОЗНАЧЕНИЯ	
FKL	PL-185-M30-R (L)
LEMKEN	5554502 (5554503) 55510014 (55510015)

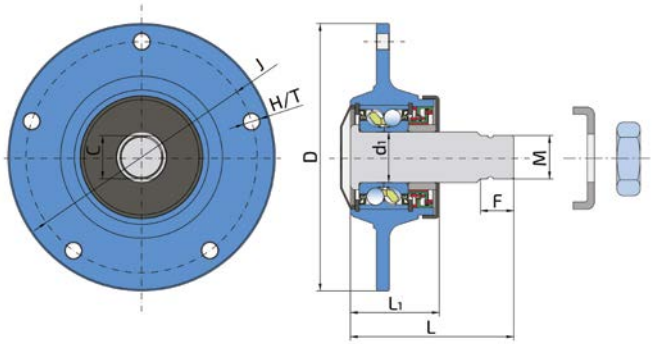

Обозначение	D	d_1	C	J	H/T	L	L_1	E	F	M	кг
PL-185-M30-R+M30x1.5-RH	185	35	30	160	12	113	61.6	-	23	M30x1.5-RH	3.92
PL-185-M30-L+M30x1.5-LH	185	35	30	160	12	113	61.6	-	23	M30x1.5-LH	3.92

PL-185-155/5H-M30x1.5-RH(LH)

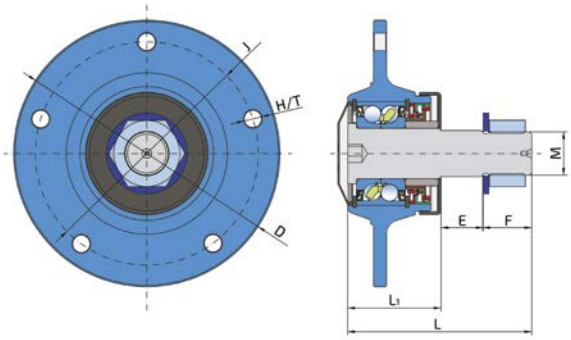

Обозначение	D	d_1	C	J	H/T	L	L_1	E	F	M	кг
PL-185-155/5H-M30x1.5-RH	155	-	-	185	5x12	128	65	30	34	M30x1.5-RH	4.23
PL-185-155/5H-M30x1.5-LH	155	-	-	185	5x12	128	65	30	34	M30x1.5-LH	4.23

Деталь	Обозначение FKL
Гайка	M 30x1,5 DIN 439 ZN6.PS.CB M 30x1,5-LH DIN 439 ZN6.PS.CB
Крышка	PL-185/4
Шайба	PL-185/9
Кассетное уплотнение	ST16 45-70-14/17

Применение:

Дисковые бороны

Двухрядный радиально-упорный шариковый подшипник

306230



СРАВНИТЕЛЬНЫЕ ОБОЗНАЧЕНИЯ

FKL	306230
LEMKEN	3198760

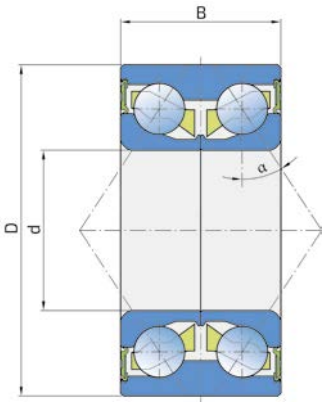

BW1-306037

Обозначение	d	D	B	C	α	кг
306230	30	62	30	-	34°	0.390
BW1-306037	30	60.030	37	-	34°	0.47

357234A



СРАВНИТЕЛЬНЫЕ ОБОЗНАЧЕНИЯ

FKL	357234A
CLAAS	939717.0
FAG	540763
FERSA	F16201
KOYO	DAC35720034 A
LEMKEN	3198750214101-1
NKE	3198750
NSK	35BWD01C
SNR	GB-40582

Обозначение	d	D	B	C	α	кг
357234A	35	72	34	-	40°	0.539

Применение:

Дисковые бороны

Двухрядный радиально-упорный шариковый подшипник

3206 B.2RS1



СРАВНИТЕЛЬНЫЕ ОБОЗНАЧЕНИЯ

FKL	3206 B.2RS1
FAG	3206-BD-XL-2HRS-TVH
HORSCH	00240161
KVERNELAND	AC671261
NTN	5206 C LLU
SNR	5206 EEG15

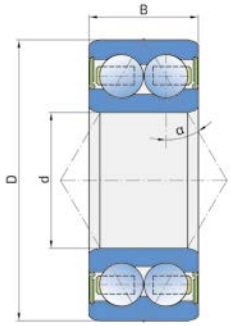

Обозначение	d	D	B	α	кг
3206 B.2RS1	30	62	23.8	30°	0.285

3209 NPPB.AH02



СРАВНИТЕЛЬНЫЕ ОБОЗНАЧЕНИЯ

FKL	3209 NPPB.AH02
INA	3209NPPBAH02
JOHN DEERE	AZ37467

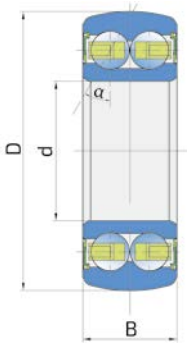

Обозначение	d	D	B	α	кг
3209 NPPB.AH02	45	90	30.2	30°	0.63

3307 B.2RS1

СРАВНИТЕЛЬНЫЕ ОБОЗНАЧЕНИЯ

FKL	3307 B.2RS1
HORSCH	00240189 00240213
INA/FAG	3307-BD-XL-2HRS-TVH
NSK	3307 B.2RS.TNG
NTN	5307 C LLU
SNR	5307EEG15

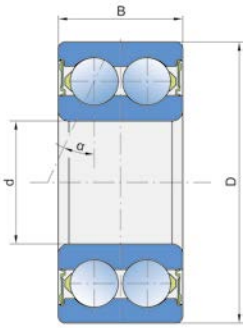

Обозначение	d	D	B	α	кг
3307 B.2RS1	35	80	34.9	25°	0.7

Применение:

Дисковые бороны

Подшипниковый узел в стальном корпусе

GWST 209PPB13

СРАВНИТЕЛЬНЫЕ ОБОЗНАЧЕНИЯ

FKL	GWST 209PPB13
BCA	DS209TTR13
GREAT PLAINS	822-207C
JOHN DEERE	AA28184 AA29784 AA30941 ST 209 1 3/4
KENT	FC2286

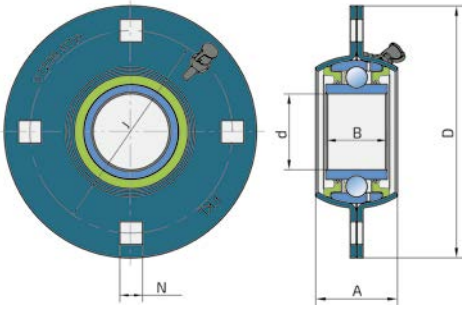

Обозначение	a	d	D	J	A	B	N	кг
GWST 209PPB13	-	45.24	150	120.5	48.5	36.53	13.5	1.836

GWST 209PPB29

СРАВНИТЕЛЬНЫЕ ОБОЗНАЧЕНИЯ

FKL	GWST 209PPB29
FAFNIR	DHU114S209
GREAT PLAINS	822-209C
KRAUSE	40-128 ST 209 1 1/4SQ
KUHN	FD209RK
NEW HOLLAND	84151226
QUINSTAR	311007

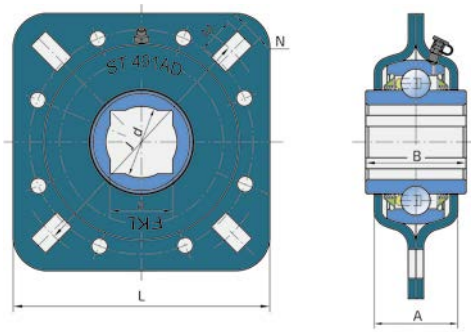

Обозначение	a	d	J	L	A	B	M	N	кг
GWST 209PPB29	32.8	35.5	127	127	39	42.85	17.5	13.5	1.63

GWST 211PPB20

СРАВНИТЕЛЬНЫЕ ОБОЗНАЧЕНИЯ

FKL	GWST 211PPB20
BCA	DS211TTR20
JOHN DEERE	AA27172 AA28186 AA30942 ST 211-2 3/16

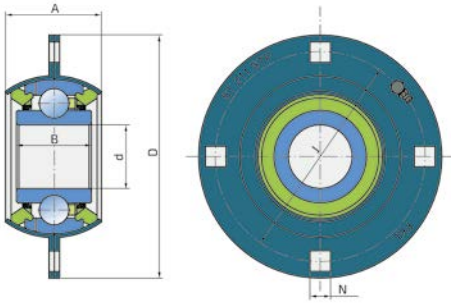

Обозначение	d	D	J	A	B	N	кг
GWST 211PPB20	55.7	167	138	56.5	39.7	13.5	2.706

Применение:

Дисковые бороны

Подшипниковый узел в стальном корпусе

GWST 209PPB12 *ZN
GWST 209PPB39
GWST 209PPB40
GWST 211PPB15
GWST 211PPB15.H

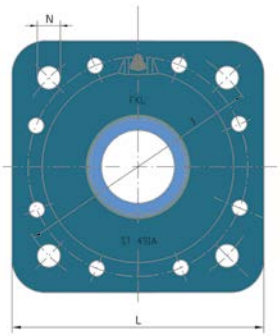

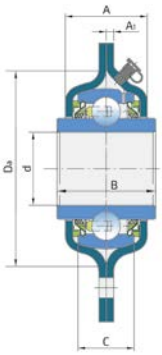

GWST 211PPB15.H

Обозначение	d	B	A	A_1	C	D_a	L	J	N	кг
GWST 209PPB12 *ZN	44.83	42.85	39	3.5	22	97	127	127	13.5	1.51
GWST 209PPB39	38.7	42.85	39	3.5	22	97	127	127	13.5	1.63
GWST 209PPB40	40	42.85	39	3.5	22	97	127	127	13.5	1.62
GWST 211PPB15	55.58	55.55	44.7	4	31.8	113	140	140	13.5	2.05
GWST 211PPB15.H	55.58	55.55	44.7	4	31.8	113	140	140	13.5	2.05

GWST 209PPB32
GWST 211PPB40
GWST 211PPB40.X2

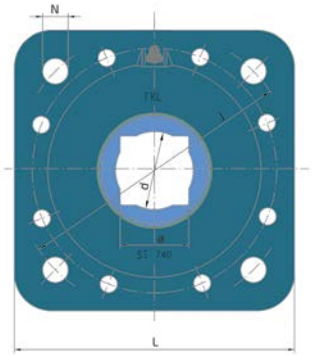

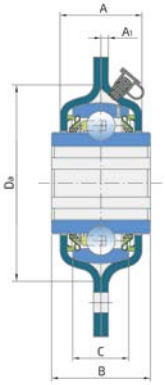

Обозначение	a	d	B	A	A_1	C	D_a	L	J	N	кг
GWST 209PPB32	30	32	45	39	3.5	22	97	127	127	13.5	1.77
GWST 211PPB40	40.5	45.5	45	44.7	4	31.8	113	140	140	13.5	2.25
GWST 211PPB40.X2	35	38	55.5	44.7	4	31.8	113	140	140	13.5	2.65

Применение:

Дисковые бороны

Шариковый подшипник

GW 209PPB12

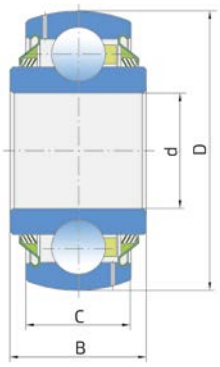

Обозначение	d	D	B	C	кг
GW 209PPB12	44.831	85	42.85	22	0.68

GW 209PPB30



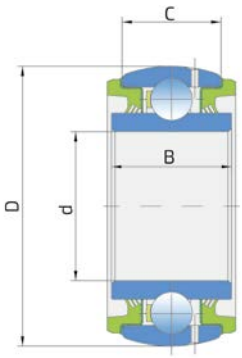

Обозначение	d	D	B	C	кг
GW 209PPB30	44.958	88.7	42.86	31.75	0.92

GW 211PP202

СРАВНИТЕЛЬНЫЕ ОБОЗНАЧЕНИЯ

FKL	GW 211PP202
INA	GW211PP202
SUMMERS	8K2000

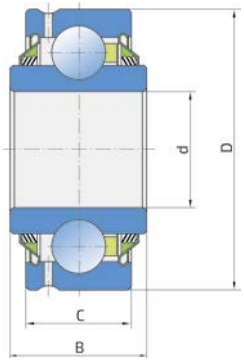

Обозначение	d	D	B	C	кг
GW 211PP202	51.308	100	60.3	33.34	1.11

Применение:

Дисковые бороны

Шариковый подшипник

GW 211PPB20



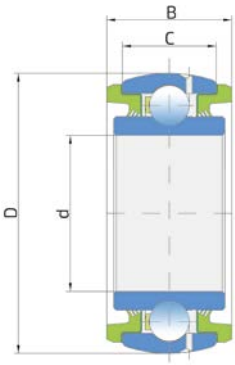

Обозначение	d	D	B	C	кг
GW 211PPB20	55.7	100	44.8	33.6	1.03

GW 211PP25

СРАВНИТЕЛЬНЫЕ ОБОЗНАЧЕНИЯ

FKL	GW 211PP25
BCA	DC211TTR21
CHALLENGER	GW 211PP25
FAFNIR	GW 211PP37
INA	GW 211PP25
LANDOLL	140464
PEER	GW 211PP25
SUNFLOWER	SN3091

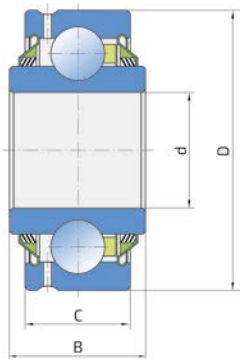

Обозначение	d	D	B	C	кг
GW 211PP25	45.212	100	44.5	33.34	1.11

GW 211PPB3

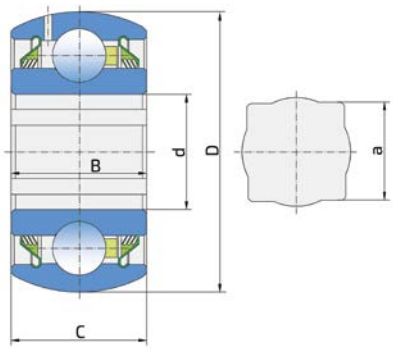

Обозначение	a	d	D	B	C	кг
GW 211PPB3	38.9	55.7	100	33.34	33.4	1.21

Применение:

Дисковые бороны

Подшипниковый узел в резиновом корпусе

GWR 209PPB30

СРАВНИТЕЛЬНЫЕ ОБОЗНАЧЕНИЯ	
FKL	**GWR 209PPB30**
KABAT	1927-11-0
KRAUSE	40-167 Q4008350
PEER	GW209PPB23+BR209RH

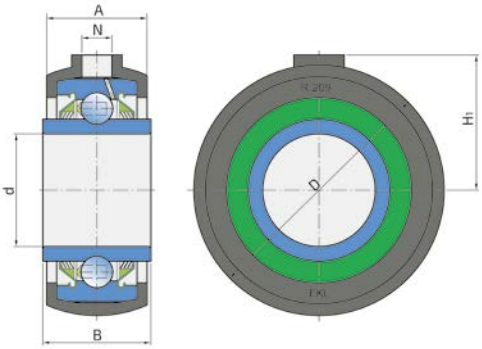

Обозначение	d	D	A	B	H_1	N	кг
GWR 209PPB30	44.958	101	40	42.86	54	12.7	0.92

GWR 211PPB21

СРАВНИТЕЛЬНЫЕ ОБОЗНАЧЕНИЯ	
FKL	**GWR 211PPB21**
GREAT PLAINS	822-026
KRAUSE	40-173 2410-11-0 CDS211TTR23/3A
NTN	CDS211TTR23
PEER	GW211PPB21+BR211RH

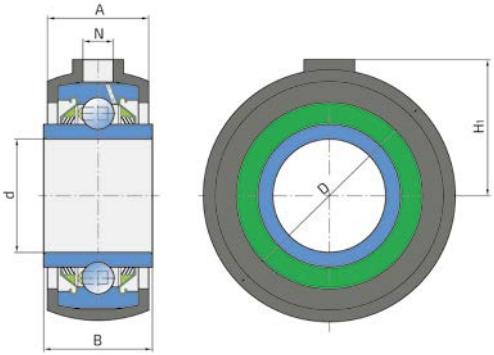

Обозначение	d	D	A	B	H_1	N	кг
GWR 211PPB21	45.212	113	44.7	53.975	60.5	12.7	1.620

Применение:

Дисковые бороны

Шариковый подшипник

SBX 1227

СРАВНИТЕЛЬНЫЕ ОБОЗНАЧЕНИЯ

FKL	SBX 1227
BCA	DS212TTRBN
CASE	409556A1
FAFNIR	GW212PPRBN
NTN	SBX1227LLSQ1

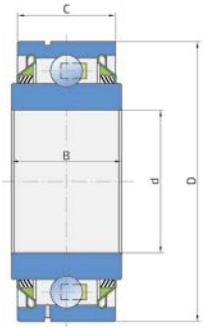

Обозначение	d	D	B	C	кг
SBX 1227	55.562	110	55.562	38.3	1.8

W 208PPB16

СРАВНИТЕЛЬНЫЕ ОБОЗНАЧЕНИЯ

FKL	W 208PPB16
CASE	700703101
FAFNIR	W 208PPB16
INA	W 208PPB16
JOHN DEERE	H114873 JD9373
MASSEY FERGUSON	1577800W1
NEW HOLLAND	86523785
NTN	2AH08-1.1/4V4
PEER	W 208PPB16

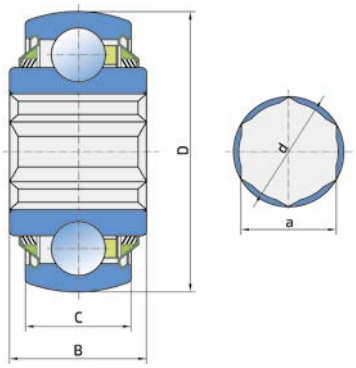

Обозначение	a	d	D	B	C	кг
W 208PPB16	31.78	32.5	80	36.5	18	0.67

W 208PP16

СРАВНИТЕЛЬНЫЕ ОБОЗНАЧЕНИЯ

FKL	W 208PP16
BCA	HPC104TPA
FAFNIR	W 208PP21
JOHN DEERE	AE46606
PEER	W 208PP21

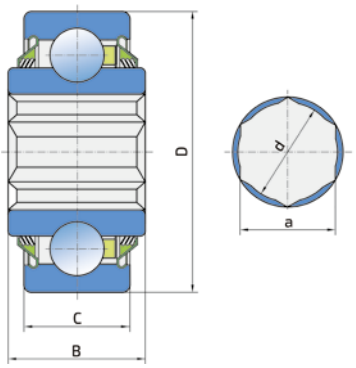

Обозначение	a	d	D	B	C	кг
W 208PP16	31.78	32.5	80	36.5	18	0.67

Применение:

Дисковые бороны

Подшипниковый узел

GWHG 211PP25

СРАВНИТЕЛЬНЫЕ ОБОЗНАЧЕНИЯ	
FKL	GWHG 211PP25
CHALLENGER	SN30390
LANDOLL	140477
SUNFLOWER	SN3090

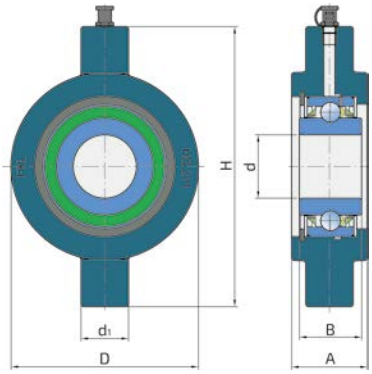

Обозначение	d	d_1	D	A	B	H	кг
GWHG 211PP25	45. 212	34	134	54	44.5	200	4.88

GWHGR 211PP202

СРАВНИТЕЛЬНЫЕ ОБОЗНАЧЕНИЯ	
FKL	GWHGR 211PP202
SUMMERS	8K2050

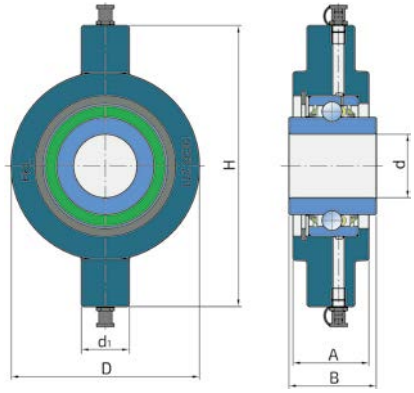

Обозначение	d	d_1	D	A	B	H	кг
GWHGR 211PP202	51.308	37	129.5	57	60.3	202.5	4.8

GWHGR 211-2TD-35

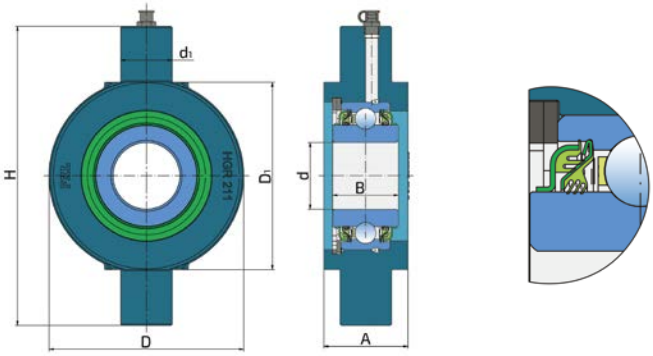

Обозначение	d	d_1	D	A	B	H	кг
GWHGR 211-2TD-35	45.212	35	132	57	44.5	203	4.46

Применение:

Дисковые бороны

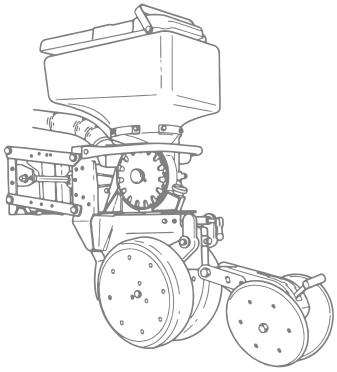



Решения для сеялок

FKL



Двухрядный шариковый подшипник с валом

VP-16/40/74.5

СРАВНИТЕЛЬНЫЕ ОБОЗНАЧЕНИЯ	
FKL	VP-16/40/74,5
GASPARDO	56345058 F04100040
KUHN	N00861A0

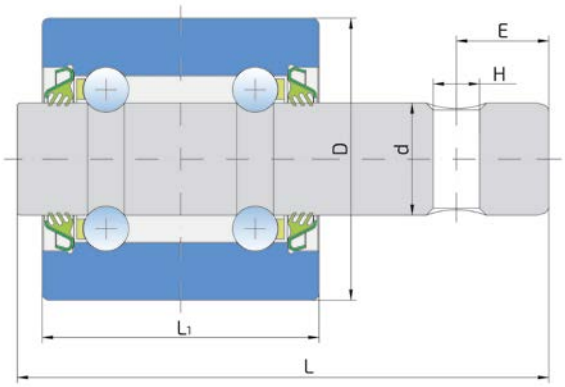

Обозначение	d	D	L	L_1	H	E	α	кг
VP-16/40/74.5	15.918	40	74.5	38.9	6.5	12.95	20°	0.44

VP-M20x1.5/40/72-R (L)

СРАВНИТЕЛЬНЫЕ ОБОЗНАЧЕНИЯ	
FKL	VP-M20x1.5/40/72-R (L)
Техника-Сервис	VP-M20x1.5/40/72-R (L)

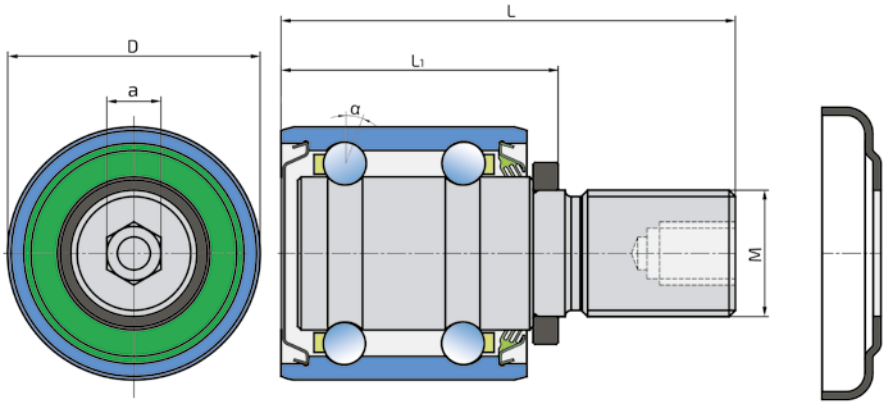

Обозначение	a	d	D	L	L_1	M	α	кг
VP-M20x1.5/40/72-R(L)	10	24.2	40	72	44	M20x1.5	20°	0.44

Применение:

Сеялки

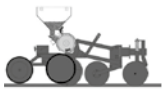

Двухрядный шариковый подшипник с валом

885152

СРАВНИТЕЛЬНЫЕ ОБОЗНАЧЕНИЯ	
FKL	**885152**
CASE	128558C91 IH, ST 022-096
GASPARDO	F04100041R
JOHN DEERE	AA21015 AA35741
KINZE	GA2022
TORO	751290, AC70593891

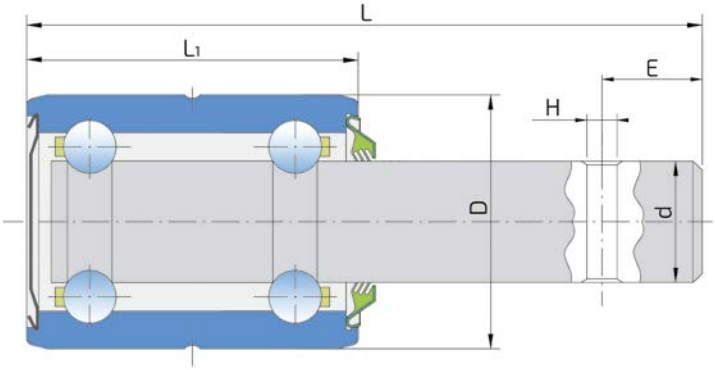

Обозначение	d	D	L	L_1	H	E	кг
885152	15.918	30	69.3	38.9	6.5	11.2	0.178

885154B.1

СРАВНИТЕЛЬНЫЕ ОБОЗНАЧЕНИЯ	
FKL	**885154B**
BCA	885154B
GREAT PLAINS	822-023C
HORSCH	00310131
JOHN DEERE	AA49161 AN131668
KOYO	IB06930S
MASSEY FERGUSON	446612MI
NOBLE	369851
TIMKEN	885154B

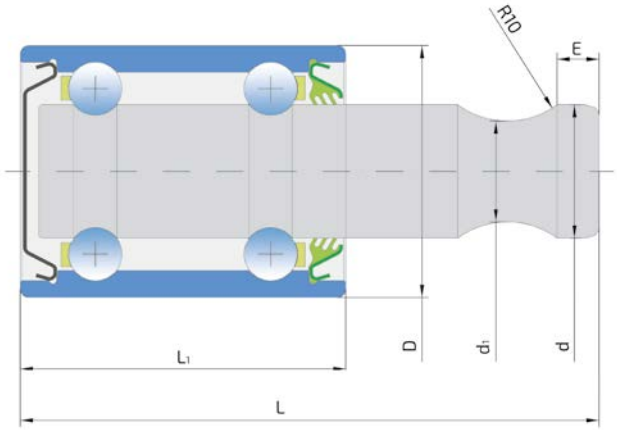

Обозначение	d	d_1	D	L	L_1	E	R	кг
885154B.1	15.88	12	30	69	38.8	5	10	0.183

Применение:

Сеялки

Двухрядный радиально-упорный шариковый подшипник

3204 B.2RS1

СРАВНИТЕЛЬНЫЕ ОБОЗНАЧЕНИЯ

FKL	3204 B.2RS1
FAG	3204 BD-2HRS-TVH
INA	3204-BD-XL-2HRS-TVH
MONOSEM	7014A
NSK	3204 B.2RS.TNG
NTN	5204C LLU
SNR	5204 EEG15

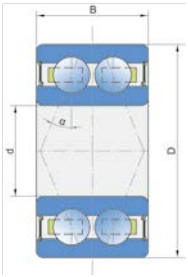

Обозначение	d	D	B	C	α	кг
3204 B.2RS1	20	47	20.6	-	25°	0.16

3204 T

СРАВНИТЕЛЬНЫЕ ОБОЗНАЧЕНИЯ

FKL	3204 T
FAG	F-110390
PFI	PF 110390
ROSTER	UNI01341
SEMEATO	9100-4109

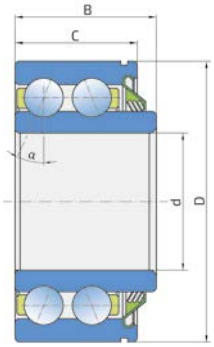

Обозначение	d	D	B	C	α	кг
3204 T	20	47	25.2	22	25°	0.185

3205 B.2RS1

СРАВНИТЕЛЬНЫЕ ОБОЗНАЧЕНИЯ

FKL	3205 B.2RS1
FAG	3205 BD-2HRS-TVH
INA	3205-BD-XL-2HRS-TVH
JOHN DEERE	AZ64070
LEMKEN	3198708
SNR	5205 EEG15

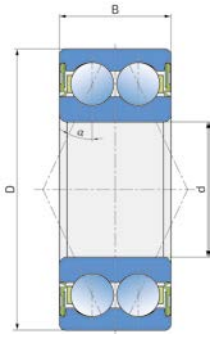

Обозначение	d	D	B	C	α	кг
3205 B.2RS1	25	52	20.6	-	25°	0.18

Применение:

Сеялки

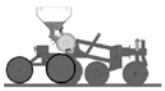

Двухрядный радиально-упорный шариковый подшипник

5206 KPP3

СРАВНИТЕЛЬНЫЕ ОБОЗНАЧЕНИЯ	
FKL	5206 KPP3
FAFNIR	5206KPP3
GREAT PLAINS	822-215C
KINZE	GA8603 GA8641
PEER	5206KPP3

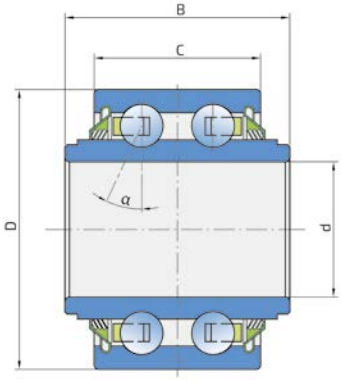

Обозначение	d	D	B	C	α	кг
5206 KPP3	30.150	62	50	37	25°	0.50

XS 5203.B-2T

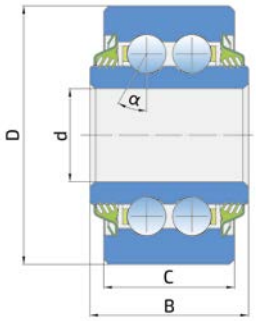

Обозначение	d	D	B	C	α	кг
XS 5203.B-2T	16.26	45.23	27.66	22.8	30°	0.18

SL 3204 TRS

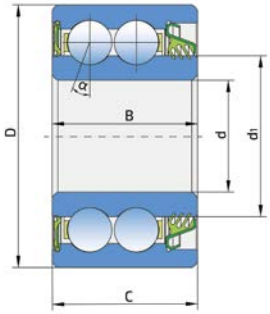

Обозначение	d	d_1	D	B	C	α	кг
SL 3204 TRS	20	28,8	47	26	26	25°	0.20

Применение:

Сеялки

Двухрядный радиально-упорный шариковый подшипник

SL 5203.B-2T



СРАВНИТЕЛЬНЫЕ ОБОЗНАЧЕНИЯ	
FKL	**SL 5203. B-2T**
BCA	5203VVAN
CASE	10161048; 306007A1; 324461A1
GASPARDO	F04100150R
GREAT PLAINS	822-170C
JOHN DEERE	AN212132
KINZE	GA6171; GA6615
KOYO	DAC164044-2RS
KRAUSE	40-156
KUHN	81101640
MONOSEM	7140A
PEER	5203KPP2
SUNFLOWER	SL 5203 2T
TIMKEN	5203KYY2
FKL	**SL 5203/17-2T**
PEER	5203KPP52-R-A121

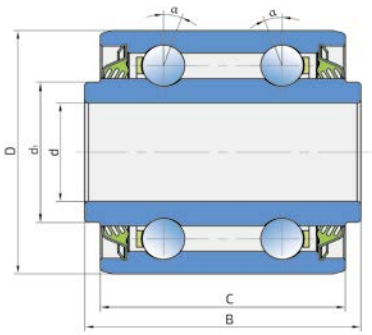

Обозначение	d	d_1	D	B	C	α	кг
SL 5203.B-2T	16.256	23.5	40	44.12	39.12	30°	0.218
SL 5203.B-2T-A	16.256	23	40	43.88	38.93	20°	0.218
SL 5203/17.B-2T	16.8	23	40	44.12	39.12	30°	0.218

SL2 5203.B

СРАВНИТЕЛЬНЫЕ ОБОЗНАЧЕНИЯ	
FKL	**SL2 5203 B.-2T**
GASPARDO	F04100149

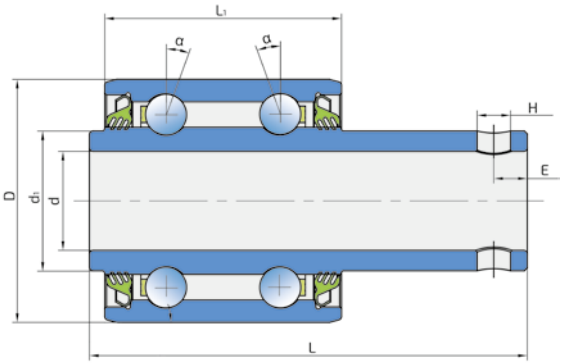

Обозначение	d	d_1	D	L	L_1	H	E	α	кг
SL2 5203.B-2T	16.3	23	40	72	39.12	6	5.5	30°	0.267

Применение:

Сеялки

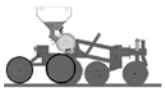

Двухрядный радиально-упорный шариковый подшипник

SL 3303

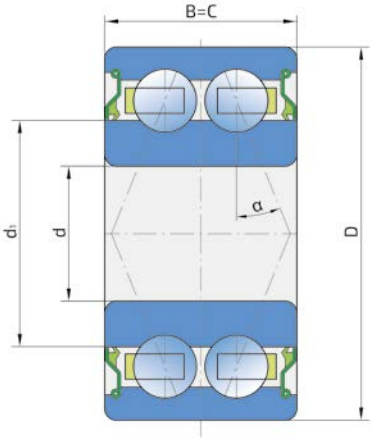

Обозначение	d	d_1	D	B	C	H	E	α	кг
SL 3303 2S	17	28.5	47	24.2	24.2	-	-	25°	0.200
SL 3303-2S-20	20	28.2	47	24.2	24.2	-	-	25°	0.184

SL 5204
SL 5205 2D

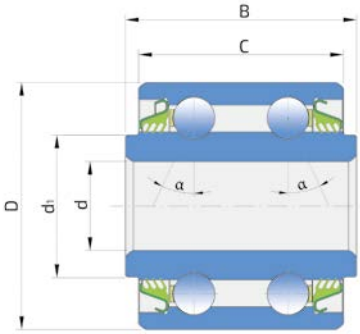

Рис. 1

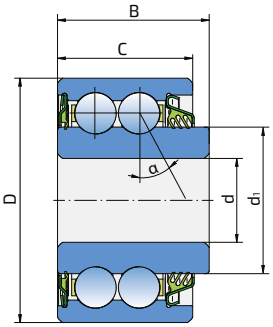

Рис. 2

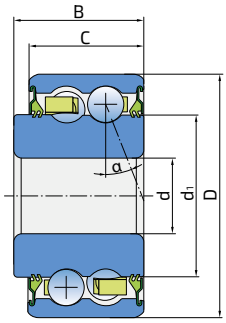

Рис. 3

Обозначение	d	d_1	D	B	C	H	E	α	кг	Рис.
SL 5204/16.25-2T	16.25	27	47	44	39	-	-	25°	0.326	1
SL 5204/20-2T	20	27	47	44	39	-	-	25°	0.29	1
SL 5204-ST	16.129	28.2	47	29.175	26	-	-	25°	0.227	2
SL 5205 2D	16.027	34.35	52	27.711	24.562	-	-	25°	0.288	3

Применение:

Сеялки



Шариковый подшипник с контактом в четырех точках

SL 53-014-2T

СРАВНИТЕЛЬНЫЕ ОБОЗНАЧЕНИЯ	
FKL	SL 53-014-2T
GREAT PLAINS	188-006V

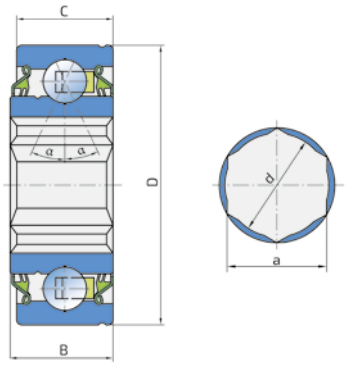

Обозначение	a	d	D	B	C	α	кг
SL 53-014-2T	22.25	22.80	53.086	19.40	18.288	25°	0.174

SL 5316 2T

СРАВНИТЕЛЬНЫЕ ОБОЗНАЧЕНИЯ	
FKL	SL 5316 2T
BCA	205VVH
CHINA	205GP
FAFNIR	205DDS-5/8 AA205DD
GREAT PLAINS	188-001V
KRAUSE	40-172

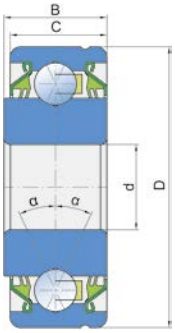

Обозначение	a	d	D	B	C	α	кг
SL 5316 2T	-	16	53.086	19.4	18.288	25°	0.28

Применение:

Сеялки

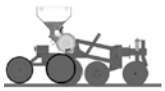

Шариковый подшипник с контактом в четырех точках

SLE 47-16S-2RS



СРАВНИТЕЛЬНЫЕ ОБОЗНАЧЕНИЯ	
FKL	SLE 47-16S-2RS
GASPARDO	G14830390

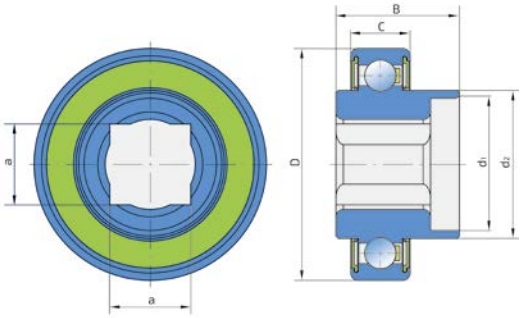

Обозначение	a	d	d_1	d_2	D	B	C	α	кг
SLE 47-16S-2RS	16.4	-	26.8	30	47	25	12	-	0.11

SLE 53-012-2T

СРАВНИТЕЛЬНЫЕ ОБОЗНАЧЕНИЯ	
FKL	SLE 53-012-2T
GREAT PLAINS	188-009V

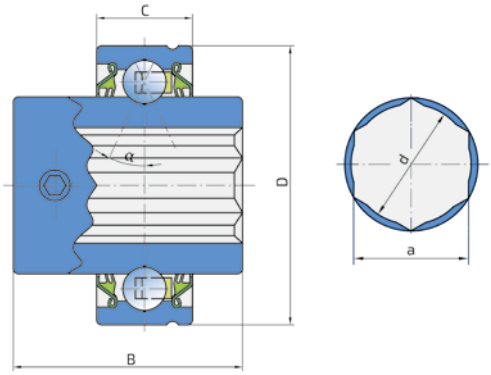

Обозначение	a	d	d_1	d_2	D	B	C	α	кг
SLE 53-012-2T	19.18	19.6	-	-	53.086	43.5	18.288	25°	0.299

SLU 53-012-2T

СРАВНИТЕЛЬНЫЕ ОБОЗНАЧЕНИЯ	
FKL	SLU 53-012-2T
GREAT PLAINS	188-004V

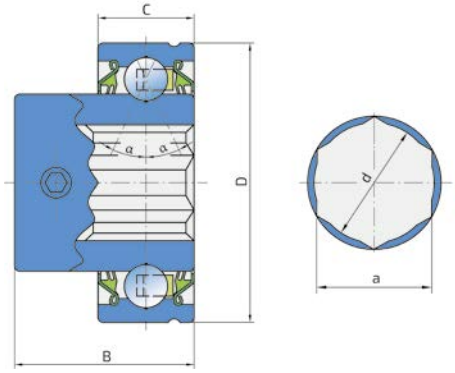

Обозначение	a	d	d_1	d_2	D	B	C	α	кг
SLU 53-012-2T	19.18	19.6	-	-	53.086	34.2	18.288	25°	0.257

Применение:

Сеялки



Шариковый подшипник

205KRP2

СРАВНИТЕЛЬНЫЕ ОБОЗНАЧЕНИЯ	
FKL	205KRP2
BCA	205RVA
CASE	1337998C1
FAFNIR	205KRP2
INA	205KRP2
JOHN DEERE	A27002 B30418
MARLISS	702020
NTN	SBX05A55
SUNFLOWER	SNDR30005
TIMKEN	205RRAN

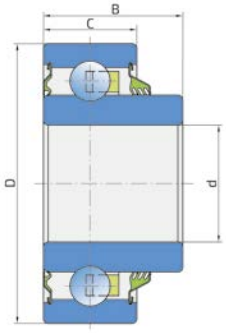

Обозначение	d	D	B	C	кг
205KRP2	19.202	52	21.1	15	0.28

206KPP16

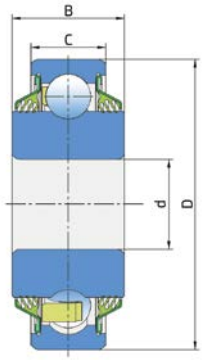

Обозначение	d	D	B	C	кг
206KPP16	19.202	62	24	16	0.31

Применение:

Сеялки

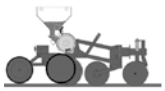

Шариковый подшипник

203KRR.AH05
203KPP.AH05

СРАВНИТЕЛЬНЫЕ ОБОЗНАЧЕНИЯ

FKL	203KRR.AH05 203KPP.AH05
AC	562134
BCA	203RRAR8
FAFNIR	203KRR5
IHC	107095C91; 611928R91
INA	203-XL-KRR-AH05
JOHN DEERE	JD10008; JD9295
LEMKEN	3198563; 3198702
NTN	SX0153LCS13PX1
TIMKEN	203KRR5
TYE	522-20SP

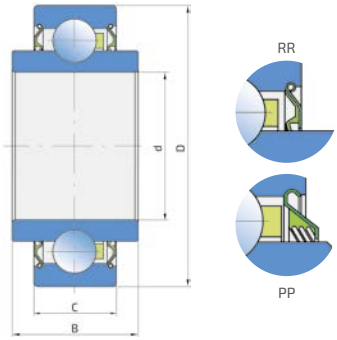

Обозначение	d	D	B	C	кг
203KRR.AH05/203KPP.AH05	13	40	18.29	12	0.09

Q 203PP.AH02

СРАВНИТЕЛЬНЫЕ ОБОЗНАЧЕНИЯ

FKL	Q 203PP.AH02
CASE	2149261C91 666624R91
FAFNIR	BB203KRR2
IHC	2149261C91 666624R91
JOHN DEERE	AA281357 AA82881 AH63076 AN141120 AN142670 AN281357
MASSEY FERGUSON	832651M1
NTN	SX 0361LLCS41PX1/3AQ2
PEER	BB203KRR2 BB203KRR2FD

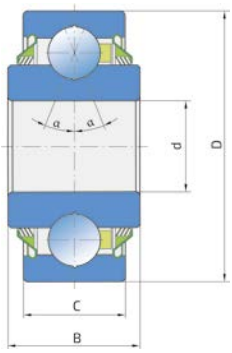

Обозначение	d	D	B	C	α	кг
Q 203PP.AH02	16.256	40	18.29	12	25°	0.08

Q 203PP.AH05

СРАВНИТЕЛЬНЫЕ ОБОЗНАЧЕНИЯ

FKL	Q 203PP.AH05
LEMKEN	3199369
PEER	BB203KRR5
TIMKEN	BB203KRR5

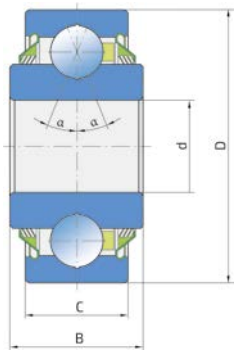

Обозначение	d	D	B	C	α	кг
Q 203PP.AH05	13.081	40	18.29	12	25°	0.091

Применение:

Сеялки



Шариковый подшипник

204KRR2



СРАВНИТЕЛЬНЫЕ ОБОЗНАЧЕНИЯ

FKL	204KRR2
CASE	592141R91
FAFNIR	204KRR2; AH107148
INA	204KRR2
JOHN DEERE	JD7126; AXE10322
KOYO	88120A
MASSEY FERGUSON	PS01102

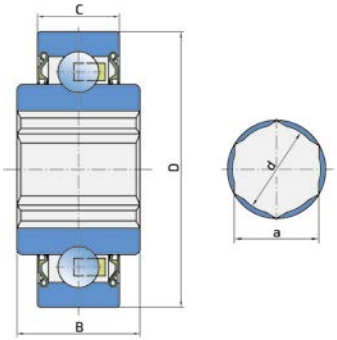

Обозначение	a	d	D	B	C	кг
204KRR2	17.65	18.2	47	20.96	14	0.145

204KRRB2

СРАВНИТЕЛЬНЫЕ ОБОЗНАЧЕНИЯ

FKL	204KRRB2
BCA	HPS011GP
FAFNIR	204KRRB2
GREAT PLAINS	A-HPS011GP
INA	204KRRB2
LINK BELT	11K204N
PEER	204KRRB2

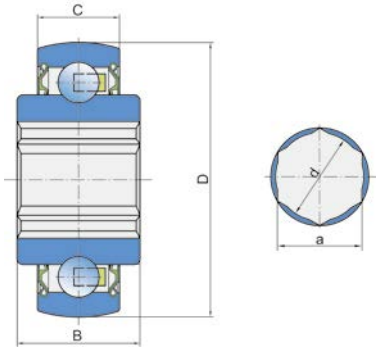

Обозначение	a	d	D	B	C	кг
204KRRB2	17.65	18.2	47	20.96	14	0.145

204KRR

СРАВНИТЕЛЬНЫЕ ОБОЗНАЧЕНИЯ

FKL	204KRR
FAFNIR	204KRR
INA/FAG	204-XL-KRR
KVERNELAND	AC671872

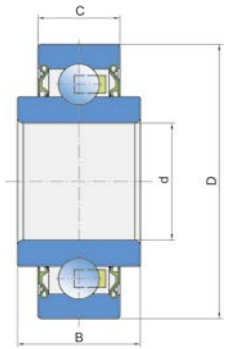

Обозначение	a	d	D	B	C	кг
204KRR	-	20	47	17.7	14	0.12

203KRR

СРАВНИТЕЛЬНЫЕ ОБОЗНАЧЕНИЯ

FKL	203KRR
INA	203-XL-KRR

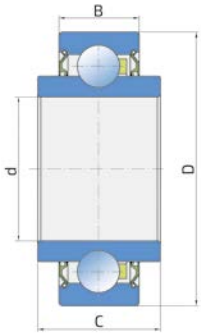

Обозначение	a	d	D	B	C	кг
203KRR	-	17	40	12	18.3	0.09

Применение:

Сеялки

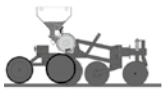

Ступица

PL-7516
PL-7517
PL-7420
PL-7520

СРАВНИТЕЛЬНЫЕ ОБОЗНАЧЕНИЯ	
FKL	PL-7517/7520
NWG	AHU20091C-01 AHU20091C-02

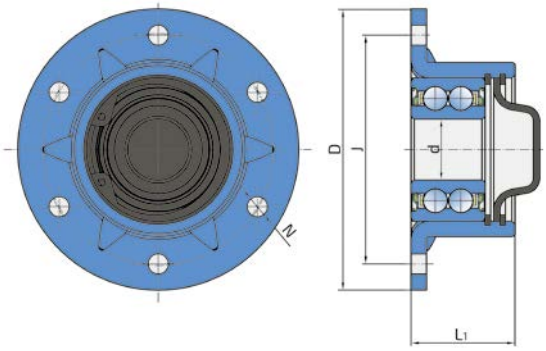

Обозначение	d	D	J	N	L_1	кг
PL-7517	17	92	75	6.7	34	0.51
PL-7520	20	92	75	6.7	34	0.5
PL-7516-SM	16	92	75	6.7	34	0.53
PL-7517-SM	17	92	75	6.7	34	0.54
PL-7420-SM	20	92	74	9	34	0.52
PL-7520-SM	20	92	75	6.7	34	0.53

PL90-73/6H-B16

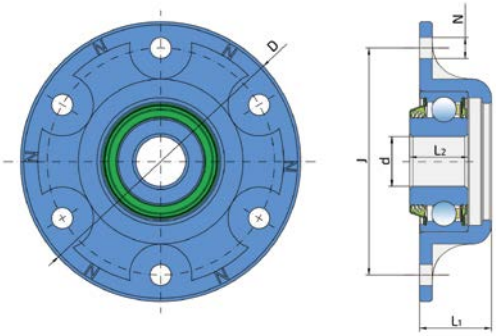

Обозначение	d	D	J	N	L_1	L_2	кг
PL90-73/6H-B16	16	90	73	6.8	23	18.67	0.40

Применение:

Сеялки



Шариковый подшипник с контактом в четырех точках

06C04-TS
06C04-2Z
06C04-DS

СРАВНИТЕЛЬНЫЕ ОБОЗНАЧЕНИЯ			
FKL	06C04-2Z	FKL	06C04-2Z
CASE	1258017C91; 1268017C91; 145161C91; 492757R91; 493532R91	KINZE	GA2014
FAG	00240199	KRAUSE	40-138
FAFNIR	204RY2	NSK	F556129; QJ6204SO3LSLB-1
FITS TYPE	550-302	PEER	204JY3
GREAT PLAINS	820-003C; 822-011C	SMA	851-SMA204RY2
HORSCH	00240199; 00509465	SNR	204AGR; 204 XAGR
JOHN DEERE	AA21480	TIMKEN	204PY3

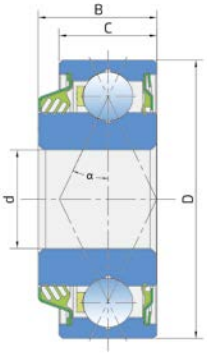

Рис. 1

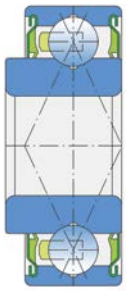

Рис. 2

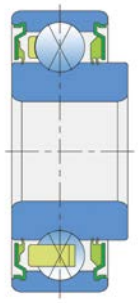

Рис. 3

Обозначение	d	D	B	C	α	кг	Рис.
06C04-TS	16	45.2	18.67	15.4	25°	0.23	1
06C04-2Z	16	45.2	18.67	15.4	25°	0.23	2
06C04-DS	16	45.2	18.67	15.4	27.5°	0.23	3

6204-RSL3

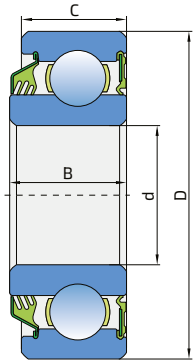

Обозначение	d	D	B	C	кг
6204-RSL3	20	47	16.5	15	0.19

Применение:

Сеялки

Решения для прикатывающих устройств

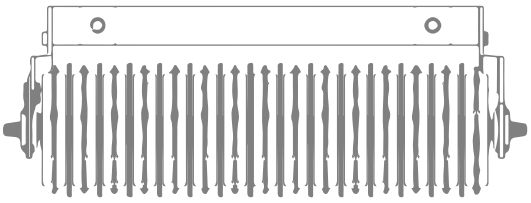

Подшипниковый узел

LSQFR 308 TQT.H.T
LSQFR 308-13.5 TQT.H.T
LSQFR 308 2TD.H.T

СРАВНИТЕЛЬНЫЕ ОБОЗНАЧЕНИЯ	
FKL	LSQFR 308 TQT.H.T.
HORSCH	00240028
INA	TCJ40
SNR	UCFE308A02X3 UCFE308A05AGR

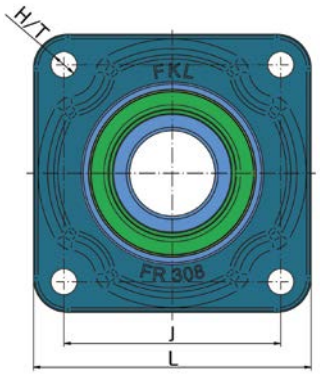

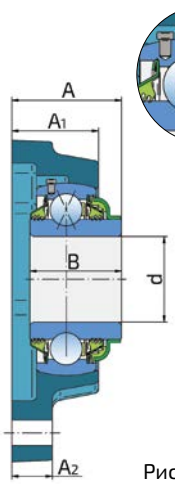

Рис. 1

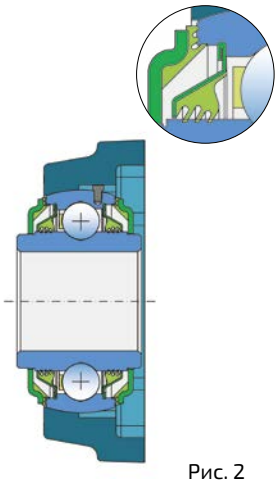

Рис. 2

Обозначение	d	L	J	H/T	A	A_1	A_2	B	кг	Рис.
LSQFR 308 TQT.H.T	40	130	101.5	M12	51.4	40.6	19	42.9	2.41	1
LSQFR 308-13.5 TQT.H.T	40	130	101.5	13.5	51.4	40.6	19	42.9	2.41	1
LSQFR 308 2TD.H.T	40	130	101.5	13	48.4	40.6	19	45.8	2.51	2

LSQFR 309 TQT.H.T
LSQFR 309-16 TQT.H.T

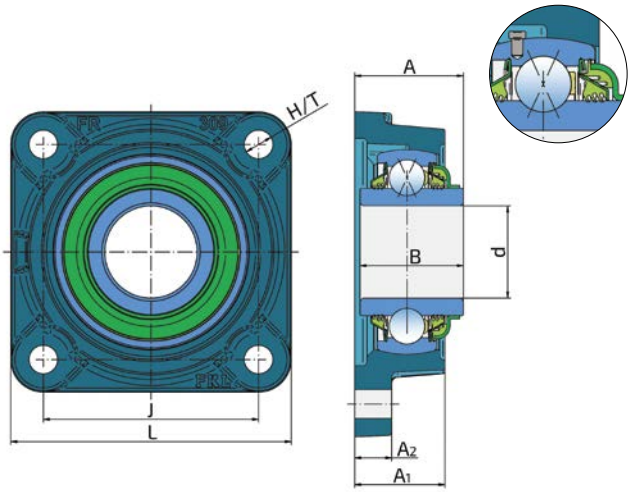

Обозначение	d	L	J	H/T	A	A_1	A_2	B	кг
LSQFR 309 TQT.H.T	45	137	105	14	53	44	18	50.45	3.06
LSQFR 309-16 TQT.H.T	45	137	105	16	53	44	18	50.45	3.06

Применение:

Прикатывающие катки

Подшипниковый узел

ZGKU 208 2S
ZGKU 309 2S

СРАВНИТЕЛЬНЫЕ ОБОЗНАЧЕНИЯ	
FKL	ZGKU 309 2S
GASPARDO	M34300468R

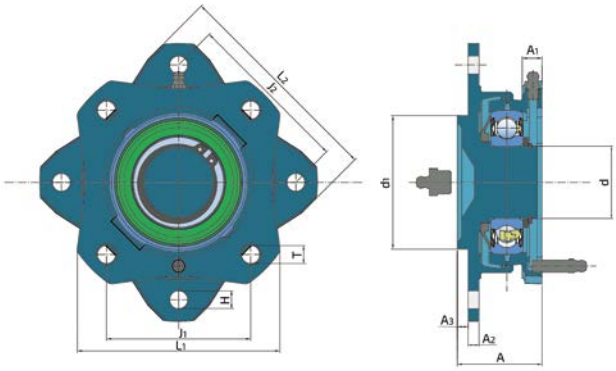

Рис. 1

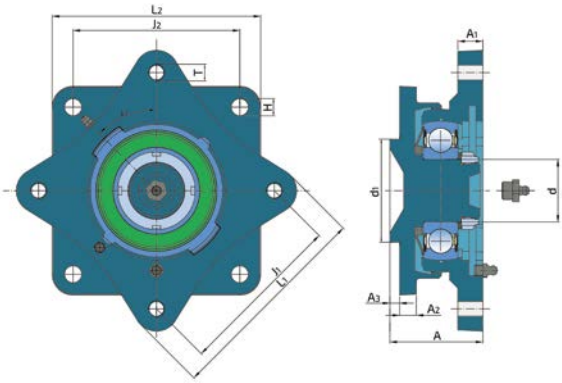

Рис. 2

Обозначение	d	d_1	L_1	L_2	J_1	J_2	H	T	A	A_1	A_2	A_3	кг	Рис.
ZKGU 208 2S	40	74	112.4	120.4	80	92	4x10	4xM12x1.25	47	11	6	6	2.1	1
ZGKU 309 2S	45	74	152	150	120	120	4X12.3	4xM12x1.25	66.9	18	12	7	5.6	2

Применение:

Прикатывающие катки

Подшипниковый узел

LSGR 205 FS

СРАВНИТЕЛЬНЫЕ ОБОЗНАЧЕНИЯ	
FKL	**LSGR 205 FS**
INA	F-239975-0200 RCJT 25x400x43 GGG
LEMKEN	3199371

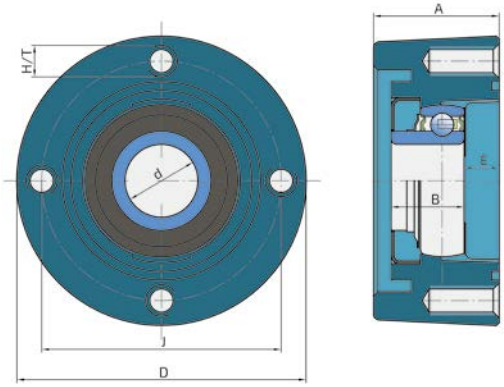

Обозначение	d	D	J	H/T	A	A_2	B	E	кг
LSGR 205 FS	25	99	82	M10	43	-	25	12	1.55

LSGR 207 TBS

СРАВНИТЕЛЬНЫЕ ОБОЗНАЧЕНИЯ	
FKL	**LSGR 207 TBS**
INA	F-232812-0200 F-232812-0200IBBU RCJ 35x118x39.9
LEMKEN	3199372

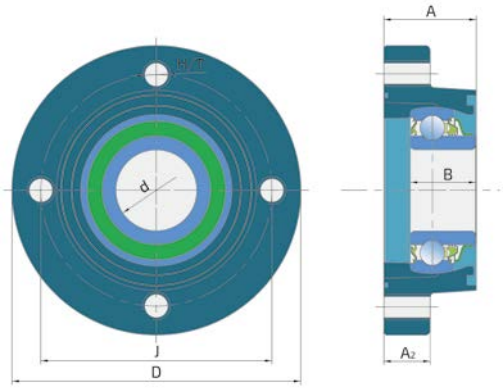

Обозначение	d	D	J	H/T	A	A_2	B	E	кг
LSGR 207 TBS	35	125	100	M10	40	20	28.3	-	1.70

Применение:

Прикатывающие катки

Подшипниковый узел

LSNN 208 TDT.H.T*K

СРАВНИТЕЛЬНЫЕ ОБОЗНАЧЕНИЯ	
FKL	LSNN 208 TDT.H.T*K
KOCKERLING	567148
SNR	GGF 40 A04+UC 208 X6

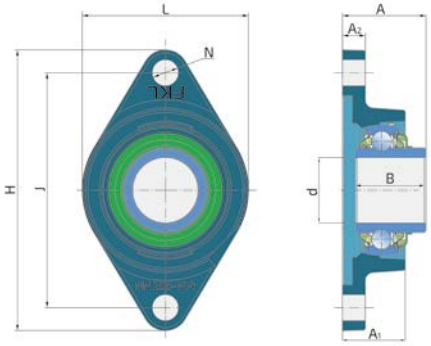

Обозначение	d	H	J	L	A	A_2	B	N	кг
LSNN 208 TDT.H.T*K	40	172	144	102	51.2	14	43.2	16	1.78

LSNR 205 2T

СРАВНИТЕЛЬНЫЕ ОБОЗНАЧЕНИЯ	
FKL	LSNR 205 2T
INA	F-233449
LEMKEN	3199367

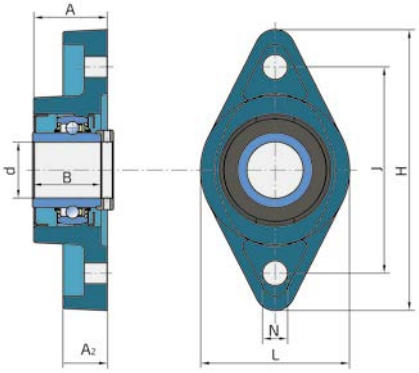

Обозначение	d	H	L	J	A	A_2	B	N	кг
LSNR 205 2T	25	135	71	99	35	21	34.8	11	0.91

LSNR 207 TBS

СРАВНИТЕЛЬНЫЕ ОБОЗНАЧЕНИЯ	
FKL	LSNR 207 TBS
LEMKEN	3199352

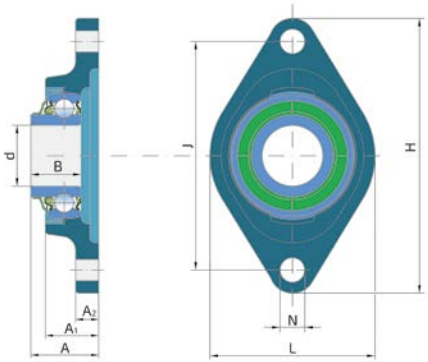

Обозначение	d	H	L	J	A	A_1	A_2	B	N	кг
LSNR 207 TBS	35	155	93	130	40	31	13	28.3	14	1.05

Применение:

Прикатывающие катки

Подшипниковый узел

LSQFH 210 2PB.H

СРАВНИТЕЛЬНЫЕ ОБОЗНАЧЕНИЯ	
FKL	LSQFH 210 2PB.H
HORSCH	00240177 00240159 00240153
INA	TCF 50
PEER	W210-50MM-MF-R-DF-A362

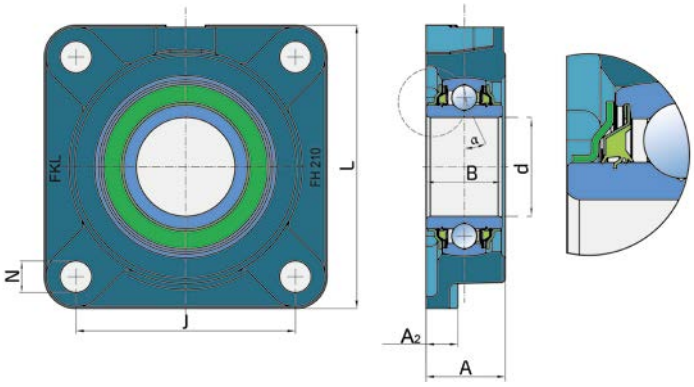

Обозначение	d	J	L	A	A_2	B	N	α	кг
LSQFH 210 2PB.H	50	111	143	38.5	13	38.4	17	25°	2.65
LSQFH 210 2PB.H.40	40	111	143	38.5	13	38.4	17	25°	2.60

Применение:

Прикатывающие катки

Подшипниковый узел

LESQFS 212 TDT.H

СРАВНИТЕЛЬНЫЕ ОБОЗНАЧЕНИЯ	
FKL	LESQFS 212 TDT.H
HORSCH	00240187 95110360 96080209

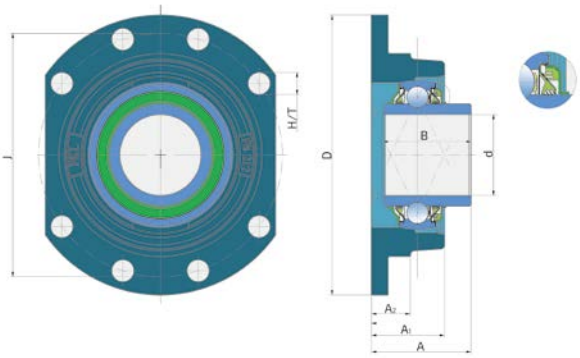

Обозначение	d	D	J	H/T	A	A_1	A_2	B	кг
LESQFS 212 TDT.H	60	205	180	14.5	73.7	54	28.7	65.1	5.3

Применение:

Прикатывающие катки

Примечание
Не требует технического обслуживания

Подшипниковый узел ARMOR

LEFG 2XX TDT

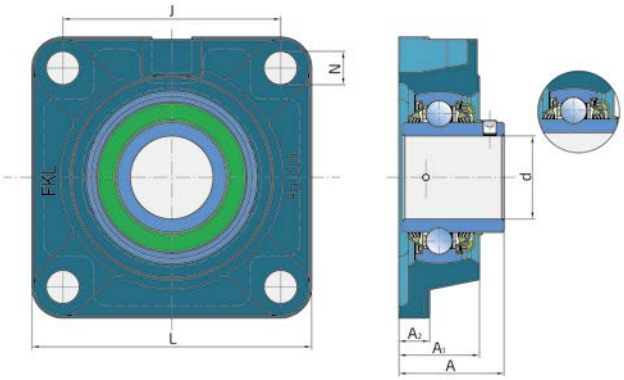

Метрические размеры

Обозначение	d	A_1	A_2	J	L	N	A	кг
LEFG 206 TDT	30	31	13	83	108	12	40.2	1.20
LEFG 207 TDT	35	34	13	92	118	14	44.4	1.45
LEFG 208 TDT	40	36	14	102	130	16	51.2	1.95
LEFG 209 TDT	45	38	16	105	137	16	52.2	2.41
LEFG 210 TDT	50	40	16	111	143	16	54.6	2.78
LEFG 211 TDT	55	43	17	130	162	19	59.8	3.55
LEFG 212 TDT	60	48	19	143	175	19	68.5	4.64
LEFG 214 TDT	70	50.3	21.3	152	193	19	70.7	6.20

Размеры в дюймах

Обозначение	d	A_1	A_2	J	L	N	A	кг
LEFG 206-104 TDT	1 1/4"	31	13	83	108	12	40.2	1.10
LEFG 207-104 TDT	1 1/4"	34	13	92	118	14	44.4	1.60
LEFG 207-106 TDT	1 3/8"	34	13	92	118	14	44.4	1.60
LEFG 208-108 TDT	1 1/2"	36	14	102	130	16	51.2	1.95
LEFG 209-112 TDT	1 3/4"	34	16	105	137	16	52.2	2.15
LEFG 211-200 TDT	2"	43	17	130	162	19	59.8	3.55

Применение:

Универсальное применение

Материал корпуса: высокопрочный чугун
Тип уплотнения: двойное трехкромочное
Не требует технического обслуживания

Подшипниковый узел

LENN 206 2TC.H
LENN 208 2T
LENN 210 2T

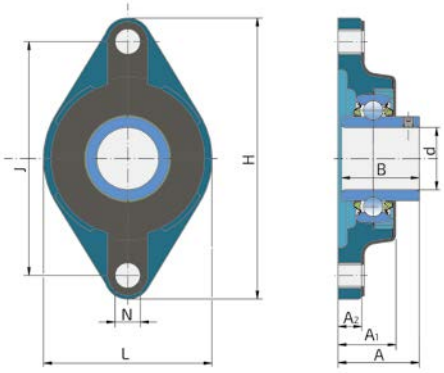

Обозначение	d	H	L	J	N	A	A_1	A_2	B	кг
LENN 206 2TC.H	30	148	80	117	16	40.2	30.5	13.5	38.1	1.12
LENN 208 2T	40	175	100	144	14	51.2	36	16	49.2	1.69
LENN 210 2T	50	195	115	157	19	54.6	40	18	51.6	2.13

LEFN 205 2TC
LEFN 208 2TC
LEFC 210 2PB
LEFN 210 2PC

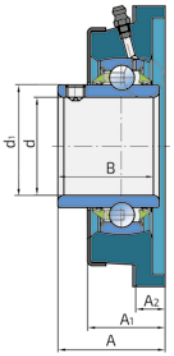

Рис. 1

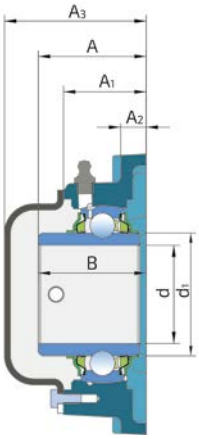

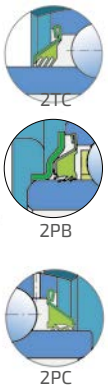

Рис. 2

Обозначение	d	d_1	L	J	N	A	A_1	A_2	B	кг	Рис.
LEFN 205 2TC	25	33,74	95	70	12	35.8	22.5	12	34.1	0.81	1
LEFN 208 2TC	40	51.8	130	102	16	51.2	36	14	49.2	2.8	1
LEFC 210 2PB	50	62.5	143	111	16	72	42	17	51.6	2.9	2
LEFN 210 2PC	50	62.5	143	111	16	54.6	38	15	51.6	2.8	1

LEFN 210 2PB

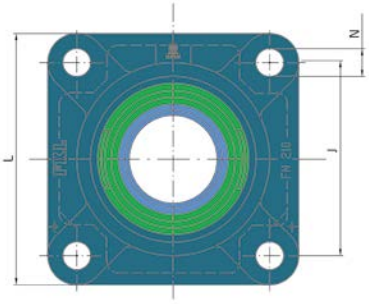

Обозначение	d	d_1	L	J	N	A	A_1	A_2	B	кг
LEFN 210 2PB	50	62.5	143	111	Ø 16H13	54.6	40	11	51.6	2.6

Применение:

Универсальное применение

Трехкромочное уплотнение
Материал корпуса: высокопрочный чугун
Защитная стальная крышка
Не требует технического обслуживания

Подшипниковый узел

LEFN 212 2TB
LEFN 212 M 2TB

СРАВНИТЕЛЬНЫЕ ОБОЗНАЧЕНИЯ	
FKL	LEFN 212 M 2TB.H
HORSCH	00240198 00240165 00240231
INA	UCF 212 F-581539-0200+F-581539-0011
SNR	UCFE 212 G2L3 XUC 212 B133 + FE 212 GGG

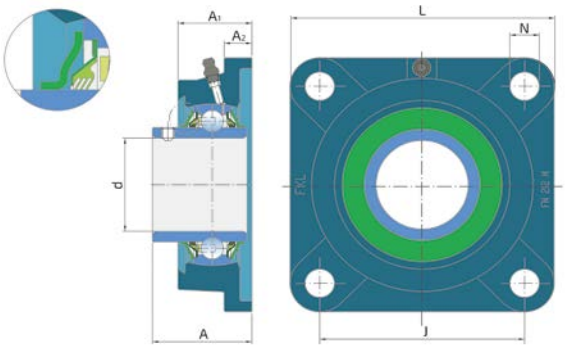

Обозначение	d	J	L	A	A_1	A_2	N	кг
LEFN 212 2TB	60	143	175	68.7	48	15	19	4.27
LEFN 212 M 2TB	60	143	175	73.7	52	17	18	4.27

PRB-45

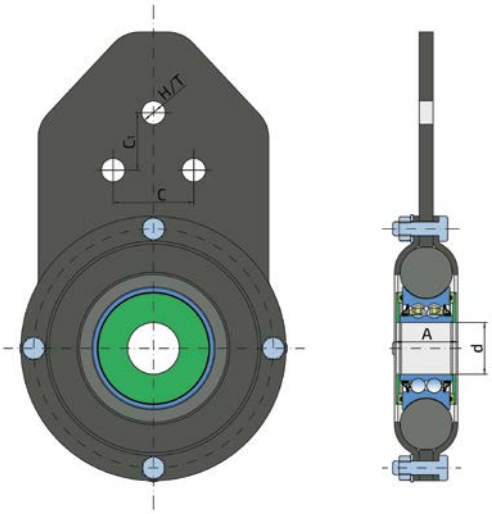

Обозначение	d	A	C	C_1	H/T	кг
PRB-45	45	55	70	50	3x20.5	9.2

Применение:

Прикатывающие катки

Примечание
Не требует технического обслуживания



Решения для пресс-подборщиков

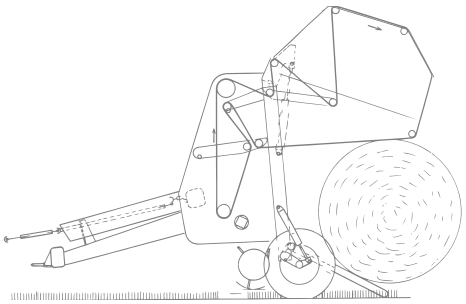

FKL

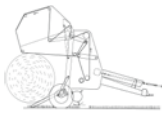

Двухрядный радиально-упорный шариковый подшипник

BW1-357233



СРАВНИТЕЛЬНЫЕ ОБОЗНАЧЕНИЯ	
FKL	BW1 - 357233
FAG	548083
FERSA	F16026
JOHN DEERE	DC 23368
SNR	GB44386 GB40582 GB40714 GB40878 R159.14

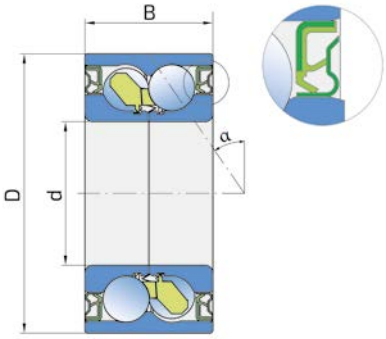

Обозначение	d	D	B	C	α	кг
BW1-357233	35	72.043	33	-	40°	0.55

BW1-457523



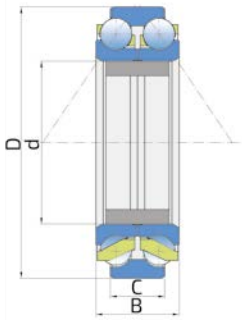

Обозначение	d	D	B	C	α	кг
BW1-457523	45	75	23	15	34°	0.35

SLE 206-103 2F

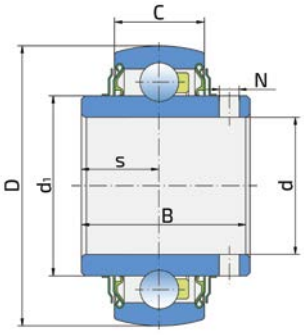

Обозначение	d	d_1	D	B	C	s	N	кг
SLE 206-103 2F	30.162	39.7	62	38.1	18	15.9	7	0.28

Применение:

Пресс-подборщики

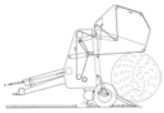

Шариковый подшипник

LR-35/72

СРАВНИТЕЛЬНЫЕ ОБОЗНАЧЕНИЯ	
FKL	LR-35/72
INA	LR 35/72 2URS
KRONE	F-552987
NEW HOLLAND	BR6090

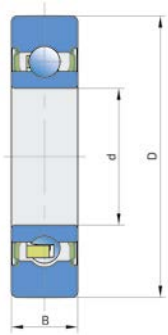

Обозначение	d	D	B	кг
LR-35/72	35	72	17	0.32

210RRB6

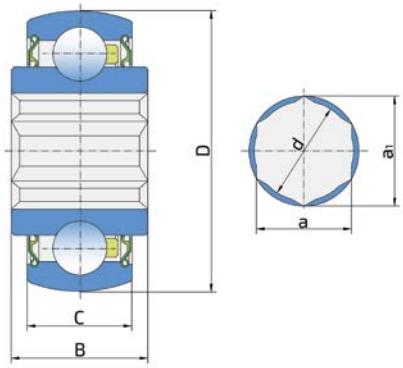

Обозначение	a	a_1	d	D	B	C	кг
210RRB6	38.12	43.94	39	90	30	22	0.8

SL 15/40/14.4 2RS

СРАВНИТЕЛЬНЫЕ ОБОЗНАЧЕНИЯ	
FKL	SL 15/40/14.4 2RS
INA	LR202RRU

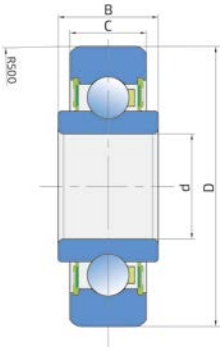

Обозначение	d	D	B	C	кг
SL 15/40/14.4 2RS	15	40	14.4	11	0.08

Применение:

Пресс-подборщики

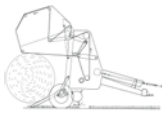

Шариковый подшипник

206KRR6
207KRRB12
207KRRB17
209KPPB2
209KRRB2
210RRB6

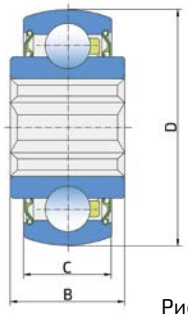

Рис. 1

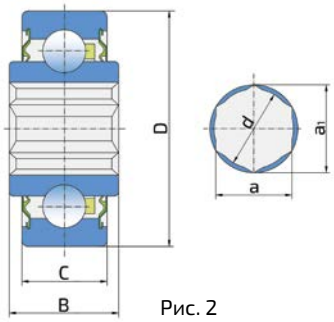

Рис. 2

Обозначение	a	a_1	d	D	B	C	кг	Рис.
206KRR6	25.43	29.26	26	62	24	16	0.34	2
207KRRB12	28.6	33.05	29.3	72	25	17	0.40	1
207KRRB17	31.78	36.46	32.5	72	25	17	0.40	1
209KRRB2	38.12	43.94	39	85	30	19	0.58	1
210RRB6	38.12	43.94	39	90	30	22	0.80	2

205PP13
205PPB13
205KPPB2
206KPP3
207KPPB3
209KPPB2

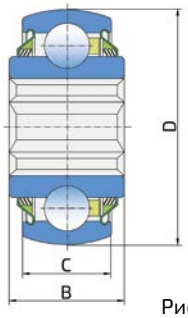

Рис. 1

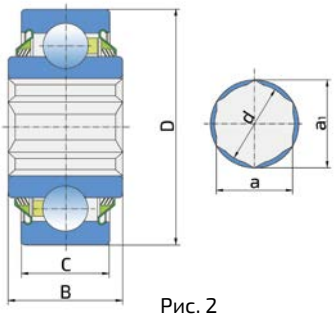

Рис. 2

Обозначение	a	a_1	d	D	B	C	кг	Рис.
205PP13	22.25	25.65	22.8	52	25.4	15	0.20	2
205PPB13	22.25	25.65	22.8	52	25.4	15	0.20	1
205KPPB2	22.25	25.65	22.8	52	25.4	15	0.20	1
206KPP3	25.43	29.26	26	62	24	16	0.40	2
207KPPB3	31.78	36.40	32.5	80	36.5	18	0.40	1
209KPPB2	38.12	43.94	39	85	30	19	0.58	1

Применение:

Пресс-подборщики



Решения для комбайнов

FKL



Шариковый подшипник

SL 40/90/36.5



СРАВНИТЕЛЬНЫЕ ОБОЗНАЧЕНИЯ	
FKL	**SL 40/90/36.5**
FAFNIR	W308PP-FS149
JOHN DEER	AP 19769
NTN	63308 2RS
TIMKEN	W308PP-FS149

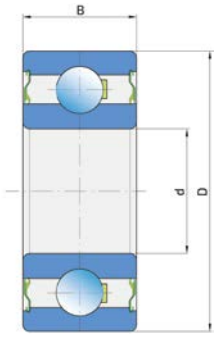

Обозначение	d	D	B	кг
SL 40/90/36.5	40	90	36.5	1.21

209 KRR K/50.135

СРАВНИТЕЛЬНЫЕ ОБОЗНАЧЕНИЯ	
FKL	**209 KRR K/50.135**
INA	209 KRR K/50.135

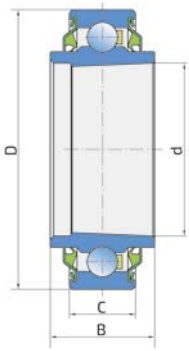

Обозначение	a	a_1	d	D	B	C	кг
209 KRR K/50.135	-	-	50.135	81	30	18	0.42

G207 KPP3 AH16

СРАВНИТЕЛЬНЫЕ ОБОЗНАЧЕНИЯ	
FKL	**G207 KPP3 AH16**
JOHN DEERE	JD10458
NTN	SBX07A02C4

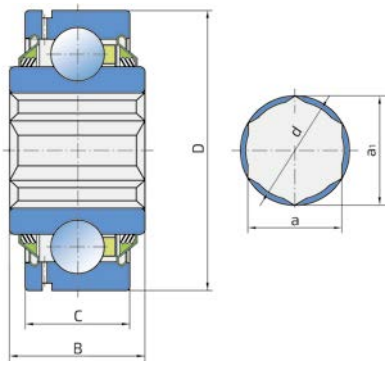

Обозначение	a	a_1	d	D	B	C	кг
G207 KPP3 AH16	31.78	36.45	32.5	72	38	19	0.65

Применение:

Комбайны



Шариковый подшипник

204KRRB2
204KRR2
205KRRB2
205KRR2
206KRRB6
207KRRB9

СРАВНИТЕЛЬНЫЕ ОБОЗНАЧЕНИЯ	
FKL	**207KRRB9**
BCA	HPS102GP
FAFNIR	207KRRB9
INA	SK 102-207 KRR-B-AH10
JOHN DEERE	A-HPS108GPB JD9457
LINK BELT	18K207N
NEW HOLLAND	121602
NTN	2AH07-1 1/8 AH07-1.1/8D1 SBX 0787 LLSC4
TIMKEN	207KRRB9

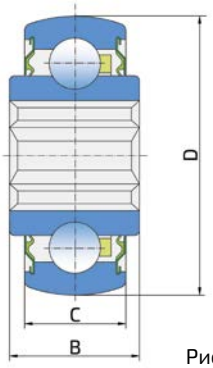

Рис. 1

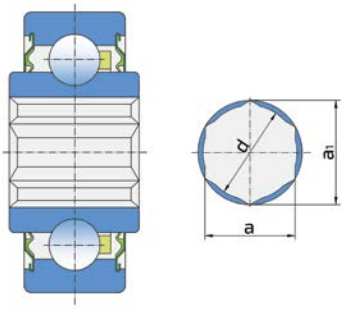

Рис. 2

Обозначение	a	a_1	d	D	B	C	кг	Рис.
204KRRB2	17.65	20.24	18.2	47	20.96	14	0.15	1
204KRR2	17.65	-	18.2	47	20.96	14	0.15	2
205KRRB2	22.25	25.65	22.8	52	25.4	15	0.2	1
205KRR2	22.25	25.65	22.8	52	25.4	15	0.2	2
206KRRB6	25.43	29.26	26	62	24	16	0.34	1
207KRRB9	28.6	32.95	29.3	72	37.7	17	0.51	1

Применение:

Комбайны



Шариковый подшипник

Подшипники типа Y с эксцентриковым кольцом

СРАВНИТЕЛЬНЫЕ ОБОЗНАЧЕНИЯ	
FKL	**LY 208-108 2F.SH**
FAFNIR	1108KRR SM1108KTS
INA	G1108KRR-AS2/V G1108NPPB3
JOHN DEERE	AE48913 JD9466
KOYO	NA208-24FNOCL
SNR	CEX 208-24
NTN	ARL208-108D1LLSC3 SBX0889/0G-EL

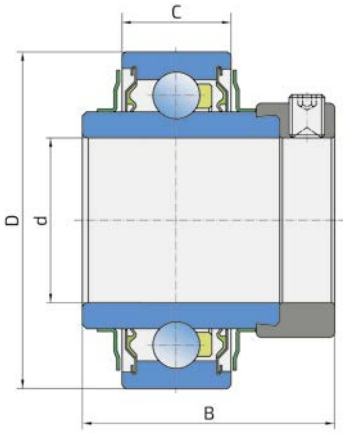

Обозначение	d	D	B	C	кг
LY 205-100 2F	25.4	52	44.4	15	0.25
LY 206-104 2F	31.75	62	48.4	18	0.21
LY 207-104 2F	31.75	72	51.1	19	0.61
LY 207-106 2F	34.925	72	51.1	19	0.57
LY 207-107 2F	36.512	72	51.1	20	0.61
LY 208-108 2F	38.1	80	56.3	21	0.80
LY 208-108 2F.SH	38.1	80	56.3	21	0.80
LY 209-112 2F	44.45	85	56.3	22	0.76
LY 211-200 2F	50.8	100	71.4	25	1.40

Применение:

Комбайны



Шариковый подшипник

Подшипники типа Y с эксцентриковым кольцом

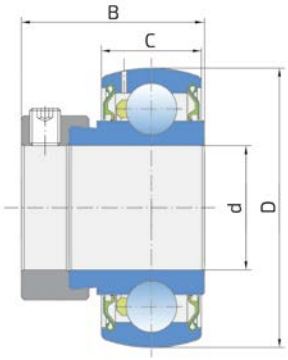

Рис. 1

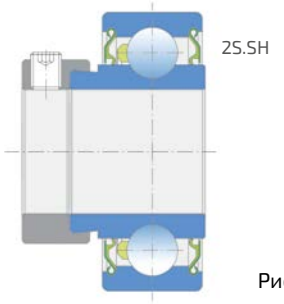

Рис. 2

Обозначение	d	D	B	C	кг	Рис.
UY 203/15 2S	15	40	28.6	12	0.15	1
UY 204 2S.SH	20	47	31	14	0.19	2
UY 204-012 2S	19.05	47	31	14	0.19	1
UY 204-012 2S.SH	19.05	47	31	14	0.19	2
UY 205-014 2S	22.225	52	31	15	0.20	1
UY 205-100 2S	25.4	52	31	15	0.20	1
UY 205-100 2S.H	25.4	52	31	15	0.20	1
UY 206-104 2S	31.75	62	35.7	16	0.27	1
UY 206-104 2S.H	31.75	62	35.7	16	0.27	1
UY 207-104 2S	31.75	72	38.9	19	0.48	1
UY 207-106 2S	34.925	72	38.9	19	0.48	1
UY 207-106 2S.SH	34.925	72	38.9	19	0.48	2
UY 207 2S.SH	35	72	38.9	19	0.31	2
UY 208-108 2S	38.1	80	43.7	21	0.63	1
UY 209-112 2S	44.45	85	43.7	22	0.65	1

Применение:

Комбайны



Шариковый подшипник

Шариковые подшипники типа US

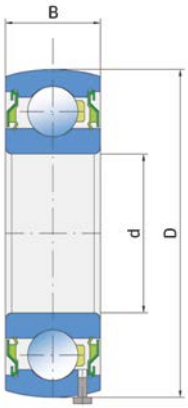

Обозначение	Обозначения по ГОСТ	d	D	B
US 206 2S.H.T.C18	1580206EK10T2C17	30	62	18
US 207 2S.H.T.C20	1580207EK10T2C17	35	72	20
US 207 2S.T.C20	1580207EHK10T2C17	35	72	20

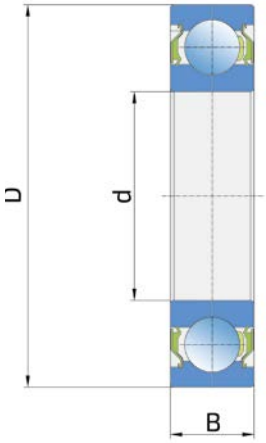

Обозначение	Обозначения по ГОСТ	d	D	B
US 211 2S.SH.C23	1180211AC17	55	100	23
US 212 2S.SH.C24	180712AK10C27	60	110	24
US 020 2S.SH.C30	2180120AEC17	100	150	30
US 020 2S.SH.C30.C3	70-2180120AEC17	100	150	30

Применение:

Комбайны



Шариковый подшипник

Шариковые подшипники типа UH

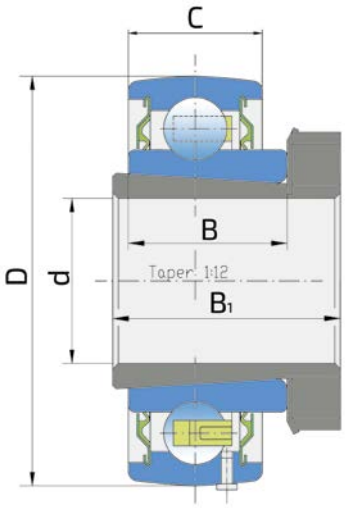

Обозначение	Обозначения по ГОСТ	d	D	B	C	B_1
UH 205/20 2S.H.T	1680204AEK10C17	20	52	18	16	29
UH 206/25 2S.H.T	1680205EK10T2C17	25	62	20	18	32
UH 207/30 2S.H.T	1680206EK10T2C17	30	72	22	19	35
UH 208/35 2S.H.T	1680207EK10T2C17	35	80	23	21	39
UH 209/40 2S.T	1680208EHK10T2C17	40	85	23	21	39
UH 211/50 2S.T	680210A2HK7C17	50	100	25	25	45
UH217/70 2S.T	680314EHK7C17	70	150	45	39	70

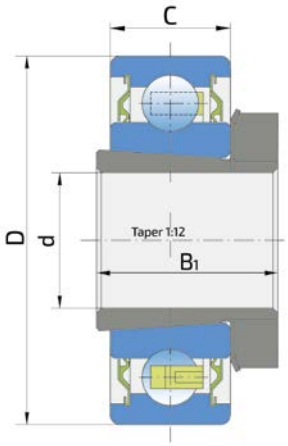

Обозначения FKL	Обозначения по ГОСТ	d	D	C	B
UH 209/30 2S.SH	380706T2C17	30	85	23	35
UH 209/35 2T.SH	380707T2C17	35	85	23	36
UH 209/40 2T.SH	380708EK10T2C17	40	85	23	39

Применение:

Комбайны



Подшипниковый узел с корпусом GS

LYGS 308 2F

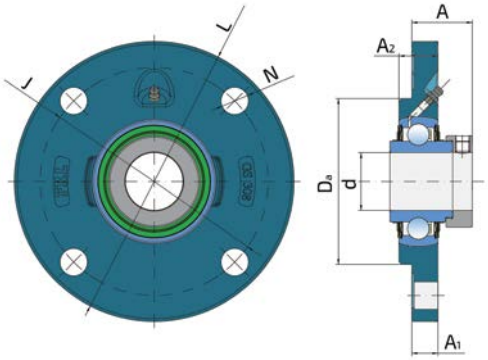

Обозначение	d	A	A_1	A_2	D_a	L	J	N	кг
LYGS 308 2F	40	41.9	18	27	115	194	158	19	3.721

Применение:

Комбайны



Подшипниковый узел с корпусом типа GS

LEGS 208 2F.H
LEGS 211 2F.H
LEGS 214 2F
LEGS 215 2F.C77.8
LEGS 216 2F.C82.6

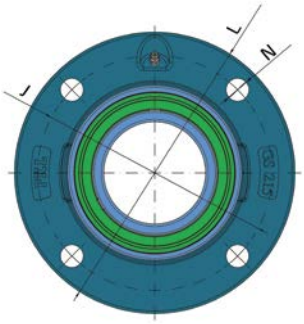

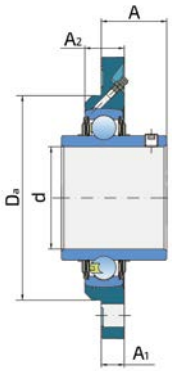

Рис. 1

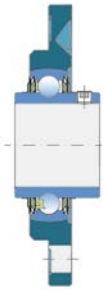

Рис. 2

Рис. 3

Обозначение	d	A	A_1	A_2	D_a	L	J	N	Рис.	кг
LEGS 208 2F.H	40	29.2	11.5	23	100	145	120	11.5	2	1.656
LEGS 211 2F.H	55	33.4	15	27.5	125	185	150	18	2	3.074
LEGS 214 2F	69.9	39.7	18	32	150	215	177	18	3	4.889
LEGS 215 2F.C77.8	75	44.5	18	32	160	220	184	18	1	5.446
LEGS 216 2F.C82.6	80	51.3	18	31	160	220	184	18	1	5.308

Применение:

Комбайны

Таблица обозначений самоустанавливающихся подшипников и подшипниковых узлов FKL типа Y

	FKL	SKF	FAG	INA	NSK	NTN	KOYO
	UES	SYJ.RM	-	PASEY	UBP	ASP	SBP
	LES	SYJ.TF	SG562	RASEY	UCP	UCP	UCP
	UYS	SYJ.FM	SG162	PASE	ENP	-	SAP
	LYS	SYJ.WF	SG362.B	RASE	EWP	UELP	NAP
	USS	-	SG762.B	-	-	-	-
	LKS	SYJ.KF	-	-	UKP	UKP	UKP
	UEV	SYFJ.RM	-	-	UBPA	ASUP	SBPA
	LEV	SYFJ.TF	-	-	UCPA	UCUP	UCPA
	UYV	SYFJ.FM	-	-	-	AELUP	SAPA
	LYV	SYFJ.WF	-	-	EWPA	UELUP	NAPA
	USV	-	-	-	-	-	-
	LKV	SYFJ.KF	-	-	UKPA	UKUP	UKPA
	UEU	SYF.RM	-	PSHEY	-	-	-
	LEU	SYF.TF	-	RSHEY	-	-	-
	UYU	SYF.FM	-	PSHE	-	-	-
	LYU	SYF.WF	-	RSHE	-	-	-
	USU	-	-	-	-	-	-
	LKU	SYF.KF	-	-	-	-	-
	UEF	FYJ.RM	-	PCJY	UBF	ASF	SBF
	LEF	FYJ.TF	FG562	RCJY	UCF	UCF	UCF
	UYF	FYJ.FM	FG162	PCJ	-	AELF	SAF
	LYF	FYJ.WF	FG362.B	RCJ	EWF	UELF	NAF
	USF	-	FG762.B	-	-	-	-
	LKF	FYJ.KF	-	-	UKF	UKF	UKF
	UEN	FYTJ.RM	-	PCJTY	UBFL	ASFL	SBFL
	LEN	FYTJ.TF	-	RCJTY	UCLF	UCFL	UCFL
	UYN	FYTJ.FM	-	PCJT	-	AELFL	SAFL
	LYN	FYTJ.WF	-	RCJT	EWFL	UELFL	NAFL
	USN	-	-	-	-	-	-
	LKN	FYTJ.KF	-	-	UKFL	UKFL	UKFL
	UEG	FYC.RM	-	-	UBFC	ASFC	SBFC
	LEG	FYC.TF	-	-	UCFC	UCFC	UCFC
	UYG	FYC.FM	-	-	-	AELFC	-
	LYG	FYC.WF	-	RFE	EWFC	UELFC	NAFC
	USG	-	-	-	-	-	-
	LKG	FYC.KF	-	-	UKFC	UKFC	UKFC
	UET	TU.RM	-	-	UBT	AST	SBT
	LET	TU.TF	-	-	UCT	UCT	UCT
	UYT	TU.FM	-	PTUE	ENT	AELT	SAT
	LYT	TU.WF	-	RTUE	EWT	UELT	NAT
	UST	-	-	-	-	-	-
	LKT	TU.KF	-	-	UKT	UKT	UKT
	UEC	PF.RM	-	RAY	UBPF	ASPF	SBPF
	LEC	PF.TF	FB562	RRY	-	-	-
	UYC	PF.FM	FB162	RA	ENPF	AELPF	SAPF
	LYC	PF.WF	FB362.B	RR	-	-	-
	USC	-	FB762.B	-	-	-	-
	LKC	-	-	-	-	-	-
	UED	PFD.RM	-	RATRY	-	-	-
	LED	PFD.TF	-	RRTRY	-	-	-
	UYD	PFD.FM	-	RATR	-	-	-
	LYD	PFD.WF	-	RRTR	-	-	-
	USD	-	-	-	-	-	-
	LKD	-	-	-	-	-	-
	UEP	PFT.RM	-	RATY	UBPFL	ASPFL	SBPFL
	LEP	PFT.TF	-	RRTY	ENPFL	-	-
	UYP	PFT.FM	-	RAT	-	AELPFL	SAPFL
	LYP	PFT.WF	-	RRT	-	-	-
	USP	-	-	-	-	-	-
	LKP	-	-	-	-	-	-
	UER	P.RM	-	PBY	UBPP	ASPP	SBPP
	LER	P.TF	-	-	-	-	-
	UYR	P.FM	SB162	PB	ENPP	AELPP	SAPP
	LYR	P.WF	-	-	-	-	-
	USR	-	SB762.B	-	-	-	-
	LKR	-	-	-	-	-	-

FKL	UE
SKF	YAT
FAG	-
INA	GAY.NPPB
NSK	UB
NTN	SB
KOYO	



FKL	LE
SKF	YAR
FAG	562
INA	GYE.KRRB
NSK	UC
NTN	UC
KOYO	

FKL	UY
SKF	YET
FAG	162
INA	GRAE.
NSK	NPPB
NTN	EN
KOYO	SA

FKL	LY
SKF	YEL
FAG	362.B
INA	GE.KRRB
NSK	EW
NTN	UEL
KOYO	NA

FKL	US
SKF	17262
FAG	762.B
INA	-
NSK	CS
NTN	CS
KOYO	-

FKL	LS
SKF	YFE
FAG	-
INA	-
NSK	-
NTN	-
KOYO	-

FKL	UK
SKF	3620
FAG	-
INA	-
NSK	-
NTN	-
KOYO	-



FKL	LK
SKF	YSA
FAG	-
INA	-
NSK	UK
NTN	UK
KOYO	UK



ТАБЛИЦА ПОДШИПНИКОВ ДЛЯ СЕЛЬХОЗТЕХНИКИ

Внутреннее кольцо

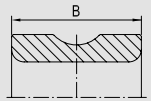

Без канавки для смазывания

Цилиндрическое наружное кольцо

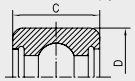

Сферическое наружное кольцо

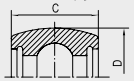

С канавкой для смазывания

Цилиндрическое наружное кольцо

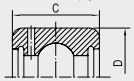

Сферическое наружное кольцо

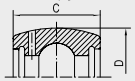

КРУГЛОЕ ОТВЕРСТИЕ

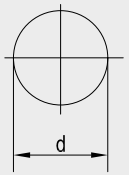

	d	D	B	C
203KRR3	15,95	50,5	15	15
208KRR4	38,89	80	27,5	21
W208PP4	30,17	80	30,18	30,18
W208PP7	30,17	80	30,18	18
W208PP10	38,11	80	42,85	21
W210PP2	49,23	90	30,18	30,18
W210PP9	38,86	90	30,18	30,18
W211PP2	55,58	100	33,34	33,34

	d	D	B	C
W208PPB2	38,11	80	42,96	18
W208PPB4	30,17	80	30,18	30,18
W208PPB7	30,17	80	30,18	18
W208PPB23	38,11	80	42,96	30,18
W209PPB2	45	85	30,18	30,18
W209PPB4	39	85	30,18	30,18
W209PPB11	45,24	85	36,53	22
W210PPB2	49,23	90	30,18	30,18
W210PPB5	45,34	90	30,18	30,18
W211PPB2	55,58	100	33,34	33,34
W209PPB11	45,24	85	36,53	22
W210PPB2	49,23	90	30,18	30,18
W210PPB5	45,34	90	30,18	30,18
W211PPB2	55,58	100	33,34	33,34

	d	D	B	C
GW209PPB30	44,958	88,7	42,86	31,75
GW210PP3	35,73	90	30,18	30,18
GW210PP9	49,40	90	36,53	23
GW211PP2	55,58	100	33,34	33,34
GW211PP4	42,16	100	33,34	33,34
GW211PP9	55,75	100	39,69	25
GW211PP13	45,34	100	33,34	25
GW211PP25	51,31	100	60,3	33,34
GW211PP202	45,21	100	44,5	33,34
GW211PPB21	45,212	101,067	53,97	36,525

	d	D	B	C
GW209PPB2	45	85	30,18	30,18
GW209PPB4	39	85	30,18	30,18
GW209PPB11	45,24	85	36,53	22
GW209PPB12	44,83	85	42,85	22
GW209PPB13	45,24	85	36,53	30,1
GW209PPB40	40	85	42,85	22
GW210PPB2	49,23	90	30,18	30,18
GW210PPB5	45,34	90	30,18	30,18
GW211PPB2	55,58	100	33,34	33,34
GW211PPB8	55,58	100	33,34	25
GW211PPB9	55,75	100	39,69	25
GW211PPB10	49,23	100	33,34	33,34
GW211PPB13	45,34	100	33,34	25
GW211PPB14	51,18	100	33,34	25
GW211PPB15	55,58	100	55,55	25
GW211PPB15X1	55,57	100	55,55	25
GW211PPB16	55,58	100	40	25
GW211PPB20	55,7	100	39,7	33,4

КВАДРАТНОЕ ОТВЕРСТИЕ

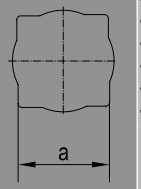

	a	D	B	C
W207PP3	25	72	45	24
W208PP5	31,8	80	36,53	18
W208PP6	25,4	80	36,53	18
W209PP8	28,6	80	36,53	30,18
W209PP20	28,6	80	36,53	18
W209PP3	30	85	45	30,18
W210PP4	28,6	90	30,18	30,18
W211PP3	38,1	100	33,34	33,34
W211PP5	38,1	101,6	44,45	36,52

	a	D	B	C
W208PPB5	28,6	80	36,53	18
W208PPB6	25,4	80	36,53	18
W208PPB8	28,6	80	36,53	30,18
W208PPB9	25,4	80	36,53	30,18
W208PPB11	22,2	85,74	36,53	30,18
W208PPB12	28,6	85,74	36,53	30,18
W208PPB13	22,2	80	36,53	18
W208PPB18	22,2	87,34	36,53	30,18
W208PPB19	28,6	87,34	36,53	30,18
W209PPB5	31,8	85	36,53	30,18
W208PPB7	31,8	87,34	36,53	30,18
W209PPB8	31,8	85	36,53	19
W209PPB25	25	90	45	29
W209PPB30	30	90	45	29
W210PPB4	28,6	90	30,18	30,18
W210PPB6	28,6	90	36,53	30,18
W211PPB3	38,1	100	33,34	33,34
W211PPB5	38,1	104,77	44,45	36,53
W211PPB6	38,1	103,56	44,45	36,53

	a	D	B	C
GW208PP17	28,6	85,74	36,53	30,18
GW210PP4	28,6	90	30,18	30,18
GW211PP3	38,1	100	33,34	33,34
GW211PP17	38,1	100	44,45	33,34

	a	D	B	C
GW208PPB5	28,6	80	36,53	21
GW208PPB6	25,4	80	36,53	21
GW208PPB8	28,6	80	36,53	30,18
GW208PPB12	28,6	85,74	36,53	30,18
GW208PPB17	28,6	85,74	36,53	30,18
GW209PPB3	30	85	45	30,18
GW209PPB3X1	30	85	36,5	30,2
GW209PPB3X2	25	85	45	30,2
GW209PPB5	31,8	85	36,53	30,18
GW209PPB8	31,8	85	36,53	22
GW209PPB26	25	85	42,85	22
GW209PPB29	32,8	85	42,85	22
GW209PPB31	30	85	42,85	22
GW209PPB32	30	85	45	22
GW210PPB4	28,6	90	30,18	30,18
GW211PPB3	38,1	100	33,34	33,34
GW211PPB40	40,5	100	45	25
GW211PPB40X1	39,25	100	55,55	25
GW211PPB40X2	35	100	55,55	25
GW211PPB40X3	40,5	100	55,55	25
GW211PPBJ40	40,5	100	45	25

ШЕСТИУГОЛЬНОЕ ОТВЕРСТИЕ

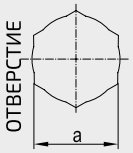

	a	D	B	C
205PP13	22,25	52	25,4	15
205KRR2	22,25	52	25,4	15
206KPP3	25,43	62	24	16
206KRR6	25,43	62	24	16
207KPP3	31,77	72	37,7	17
207KRR17	31,77	72	25	17
W208KRR8	31,77	80	36,53	18

	a	D	B	C
205KPPB2	22,25	52	25,4	15
205KRRB2	22.25	52	25,4	15
205PPB13	22,25	52	25,4	15
206KPPB3	25,43	62	24	16
206KRRB6	25,43	62	24	16
207KPPB3	31,77	72	25	17
207KPPB31	31,78	72	38	19
207KRRB9	28,6	72	37,7	17
207KRRB12	28,6	72	25	17
207KRRB12C19	28,6	72	25	19
207KRRB17	31,77	72	25	17
W208PPB16	31,77	80	36,53	18
209KRRB2	38,12	85	30	19

	a	D	B	C

	a	D	B	C
G206KPPB4	25,43	62	24	18
G206KRRB6	25,43	62	24	18

ПОДШИПНИКОВЫЕ УЗЛЫ

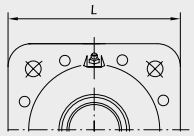

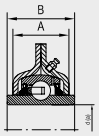

	d	L	B	A
GWST209PPB12	44,831	127	42,85	40
GWST209PPB25	25	127	42,85	39
GWST209PPB38	38,11	127	42,85	39
GWST209PPB40	40	127	42,85	40
GWST211PPB15	55,58	140	55,55	44,7
LSST 211 X3-3	55	140	55	44,7

	a	L	B	A
GWST 209PPB26	25	127	42,85	40
GWST 209PPB31	30	127	42,85	40
GWST 209PPB3	30	127	45	40
GWST209PPB28	30	127	42,85	39
GWST209PPB29	32,8	127	42,85	39
GWST209PPB32	30	127	45	39
GWST211PPB39	38,9	140	33,34	44,7
GWST 211PPB40	40,5	140	45	44,7
GWST 211PPB40.X1	39,25	140	55,55	44,7
GWST 211PPB40.X2	35	140	55,55	44,7
GWST211PPB43	40,5	140	55,55	44,7
GWST211PPBJ40	40,5	140	45	44,7
GWST211PPBP40	40,5	140	45	44,7
GWST211PPBP40X3	40,5	140	55,55	44,7
GWST211PPBP40	40,5	140	45	44,7
GWST211PPBP40X3	40,5	140	55,55	44,7
GWST211PPBP40	40,5	140	45	44,7
GWST211PPBP40X3	40,5	140	55,55	44,7